



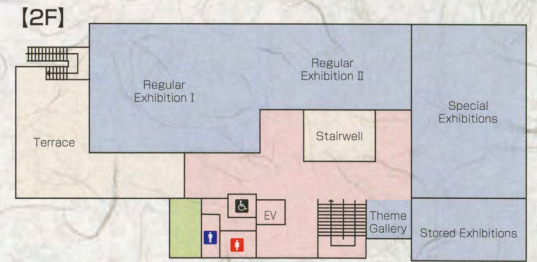
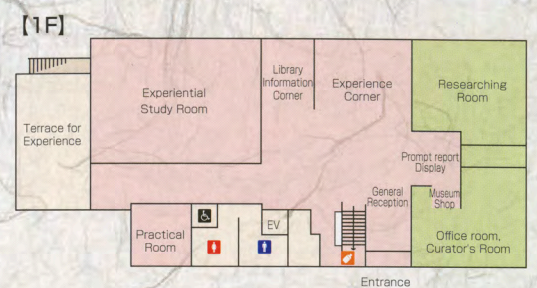
IZUMO YAYOINOMORI MUSEUM

Meet the Kings of
Ancient Izumo

出雲
弥生の森
博物館

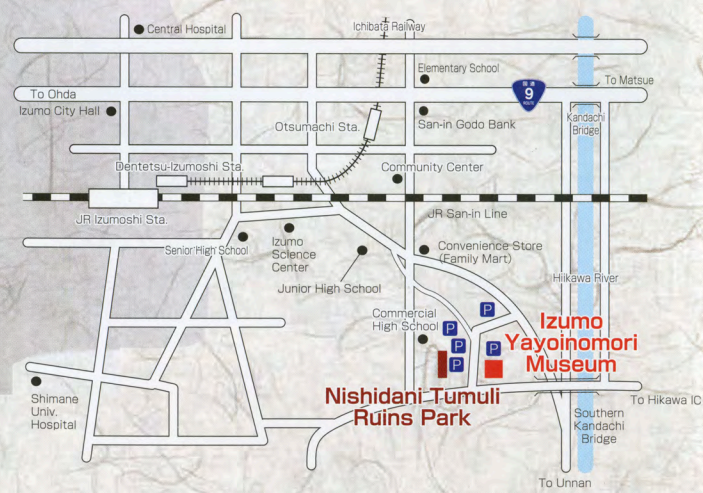


Museum Guide Map



- Exhibition Room
- Office
- Women's WC
- Men's WC
- multipurpose WC
- Nursing Room

<Access>
by Taxi or Bus from Izumoshi Station[about 10 min.]
Using Ichibata Railway from Izumoshi Station,
get off at Otsumachi Station and walk [about 20 min.]



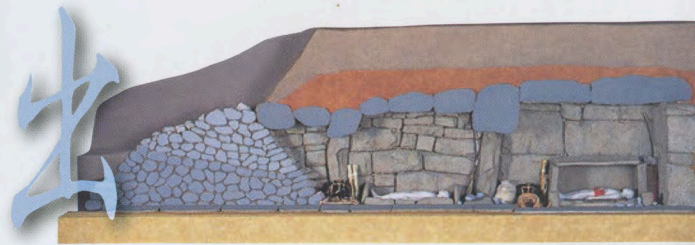
IZUMO YAYOINOMORI MUSEUM

TEL 0853-25-1841
Address:2760 Ohtsu-cho Izumo-shi Shimane-ken 693-0011
<http://www.city.izumo.shimane.jp/yayoiomori>

- Hours /9:00a.m. to 5:00 p.m., last admission at 4:30 p.m.
- Closed/Every Tuesday (if Tuesday is a public holiday, following day the beginning and the end of the year)
- Admission/Free (except for special exhibitions)



beads of glass and jasper
[Nishidani No.3 Tumulus]



Diorama of the Kunidomi-nakamura Tumulus
[displayed at 1/6]



Accessories
[Kami-enya Tsukiyama Tumulus]



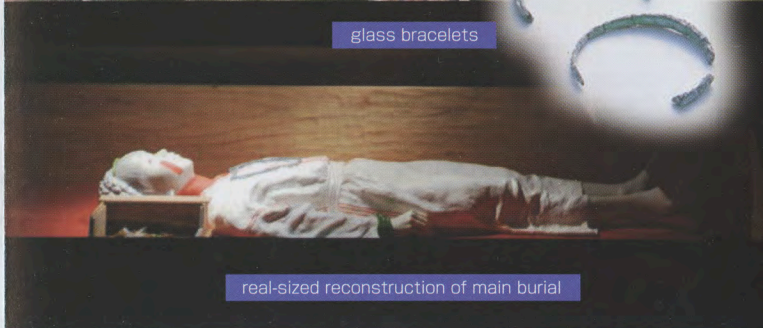
Horse-riding harnesses
[Kunidomi-nakamura Tumulus]

shell bracelets
[Inome Cave]

tricolored ware
[Shikakurayama Site]



restoration of Nishidani
No.2 Tumulus



real-sized reconstruction of main burial

Experience the Ancient History of Izumo!

The Kings of Ancient Izumo have been sleeping in large-scale tumuli on Nishidani Hills for about 1800 years.

Yayoinomori Museum, which is adjacent to the Nishidani Tumuli Ruins Park, exhibits many archaeological finds, including the burial goods excavated from Nishidani No.3 Tumulus,detailed dioramas re-creating scenes of regal funeral, and intelligible illustrations.

See, touch, and experience Ancient Izumo!



diorama of Nishidani No.3 Tumulus
on a scale of 1/10



Restored accessories of
the King and Queen



Vermillion

Pottery found in the Nishidani No.3 Tumulus



Nishidani Tumuli Ruins Park