1

2

1　不明木製品頭部（図180－2）（約1/2）
2　不明木製品頭部（図180－4）（約1/3）





1



2



3

4

5

1　不明木製品頭部（図180－5）（約1/2）
2　不明木製品頭部（図181－2）（約1/2）
3　不明木製品頭部（図181－3）（約1/2）
4　不明木製品頭部（図181－5）（約1/2）
5　不明木製品頭部（図181－4）（約1/2）



1

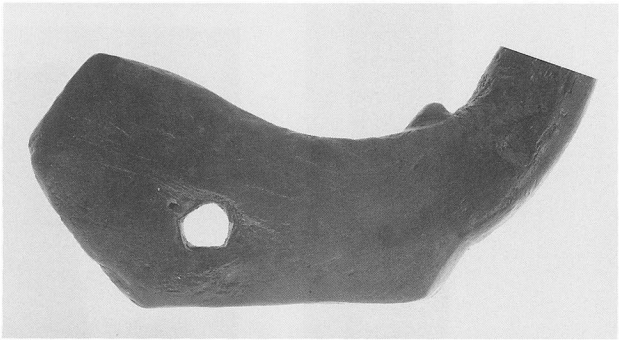

2

3

4

1　不明木製品（図181－1）（約1/5）
2　同上　頭部
3　同上　頭部アップ
4　同上　頭部アップ



1

2



3

1　糸巻枠木（図182－1）（約1/2）
2　糸巻枠木（図182－2）（約1/2）
3　糸巻枠木（図182－3）（約1/2）

図版　460



1



2

1　糸巻枠木（図183－1）（約1/2）
2　糸巻　　（図183－4）（約1/2）



1



2



3



4

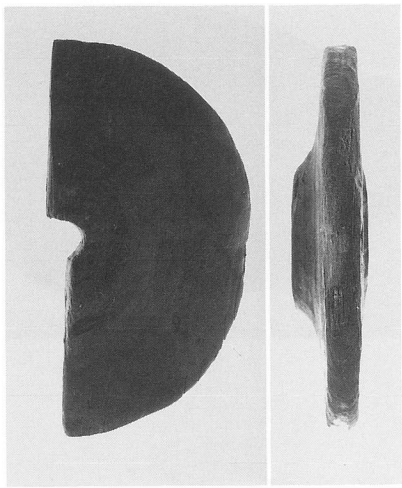

5



6

1　糸巻枠木（図183－2）（約1/2）
2　糸巻枠木（図183－5）（約1/2）
3　糸巻枠木（図183－6）（約1/2）
4　糸巻横木（図183－7）（約2/3）
5　紡垂車（図184－1）（約1/2）
6　紡垂車（図184－2）（約1/2）

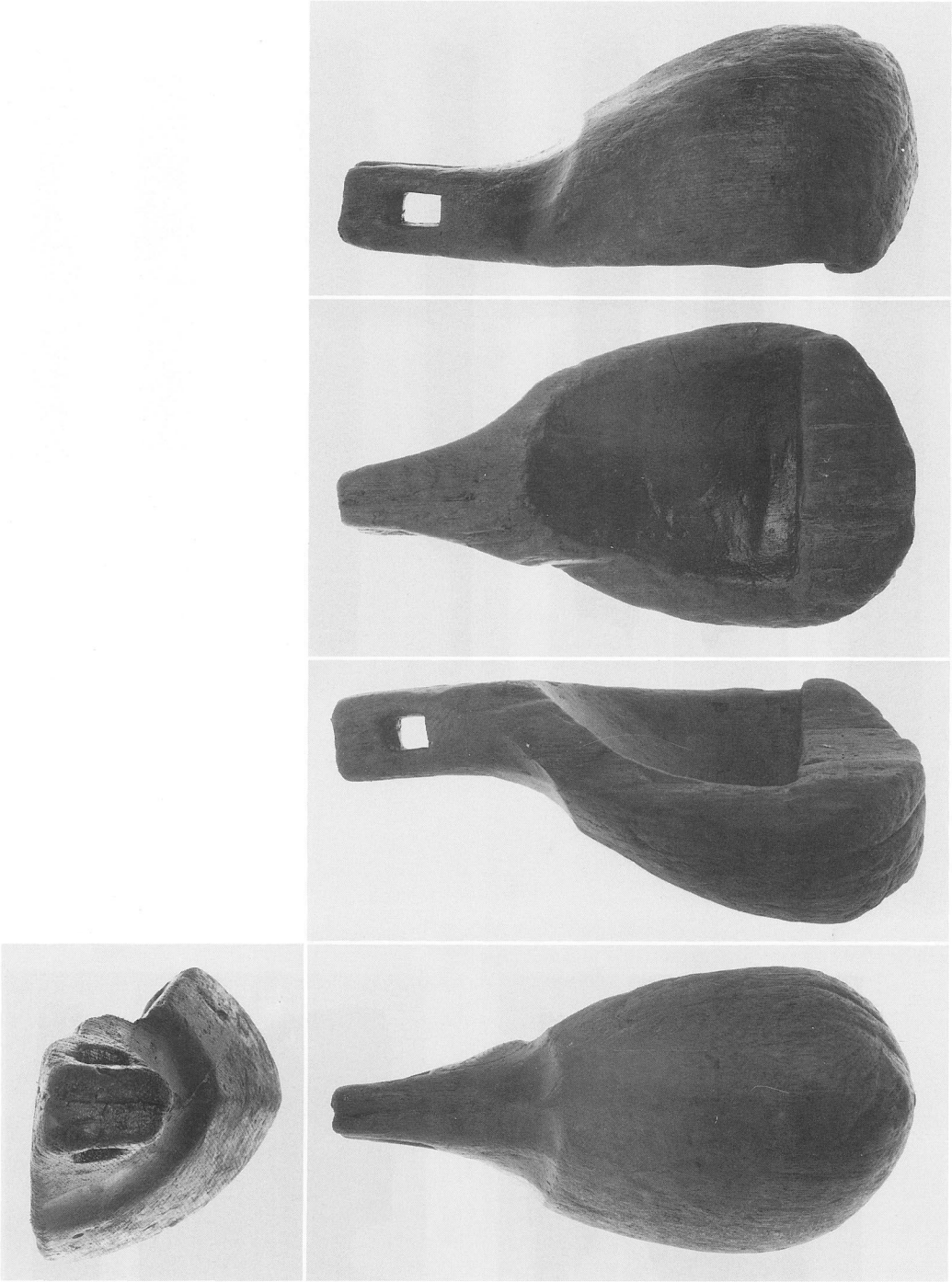

1　壺鐙(図185－1)(約1/3)

1



1　壺鐙（図185－2）（約1/3）

1

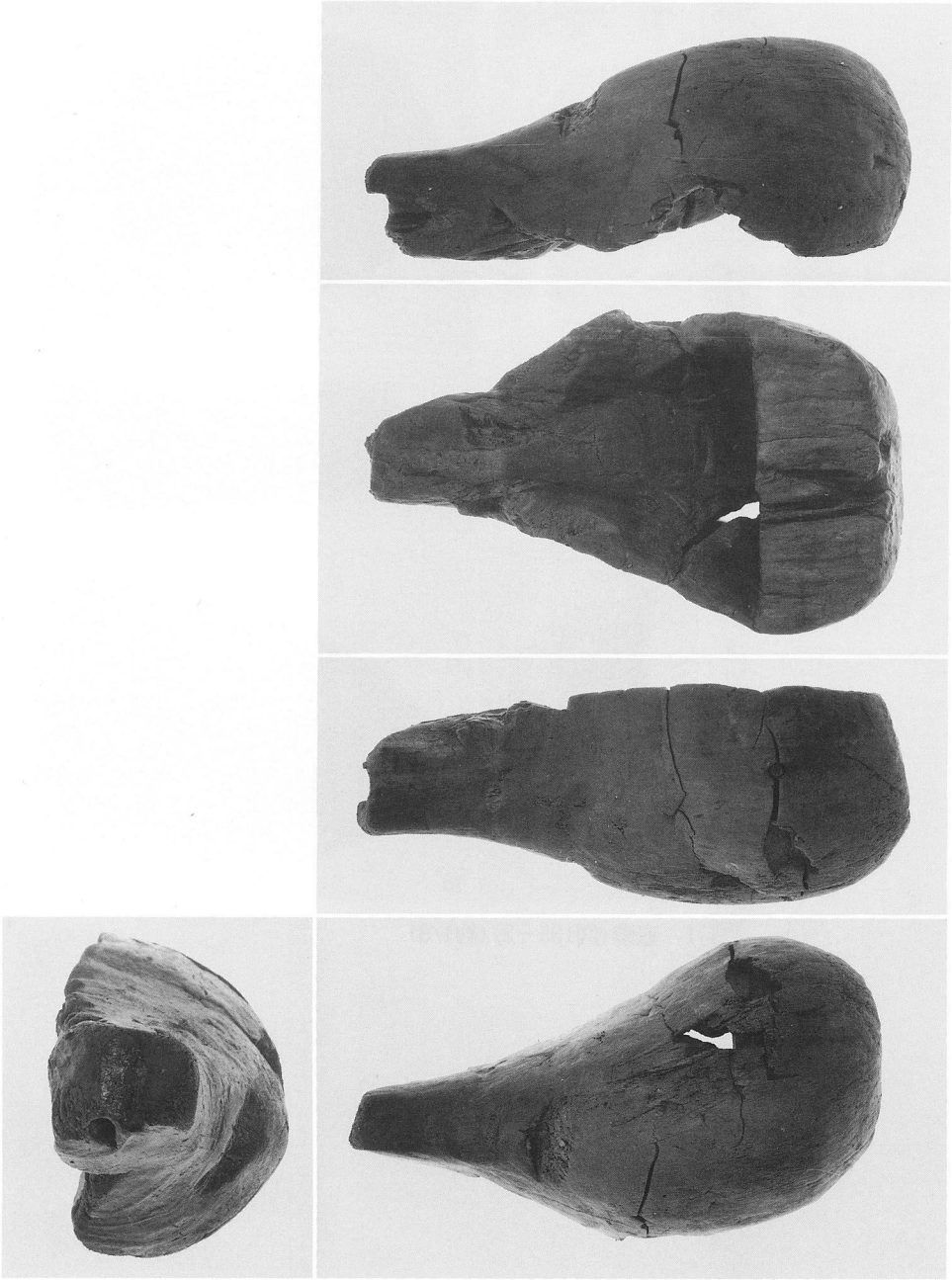

1　壺鐙(図185－3)(約1/3)

1

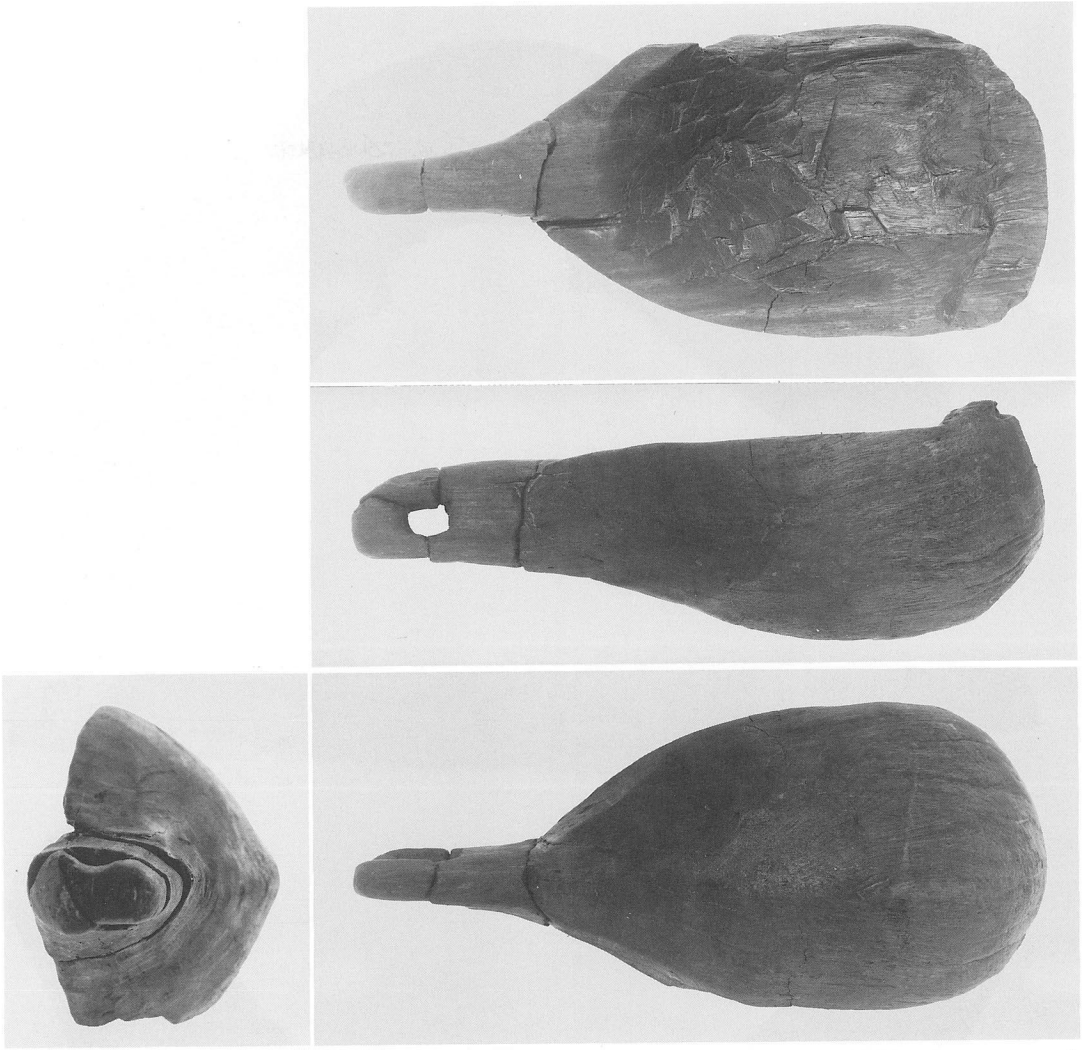

1

1　壺鐙（図186－1）（約1/3）



1　鞍橋（図186－2）（約1/3）

1


1


2


3


4


5

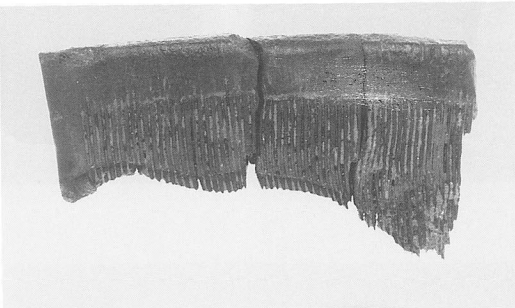
6


7

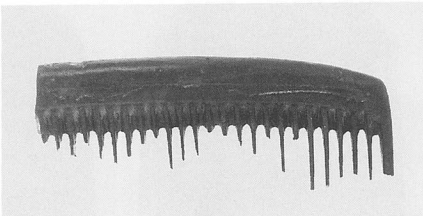
8


9


10


11


12

1　横櫛(図187－3)(約2/3)
2　横櫛(図187－1)(約2/3)
3　横櫛(図187－4)(約2/3)
4　横櫛(図187－2)(約2/3)
5　横櫛(図187－5)(約2/3)
6　横櫛(図187－6)(約2/3)
7　横櫛(図187－8)(約2/3)
8　横櫛(図187－7)(約2/3)
9　横櫛(図187－ 9)(約2/3)
10　横櫛(図187－12)(約2/3)
11　横櫛(図Ⅰ－583－ 3)(約2/3)
12　横櫛(図Ⅰ－586－ 1)(約2/3)

図版　468



1　　2



3　　4

1　下駄（図187－13）（約1/3）
2　下駄（図187－14）（約1/3）
3　下駄（図187－15）（約1/3）
4　下駄（図188－ 1）（約1/3）



1



2



3



4

1　下駄（図188－3）（約1/3）
2　下駄（図Ⅰ－585－6）（約1/3）
3　下駄（図188－4）（約1/3）
4　下駄（図188－6）（約1/3）



2

1

3

1　漆塗椀（図189－1）（約2/3）
2　同上　口縁部花文
3　漆塗椀（図189－3）（約2/3）

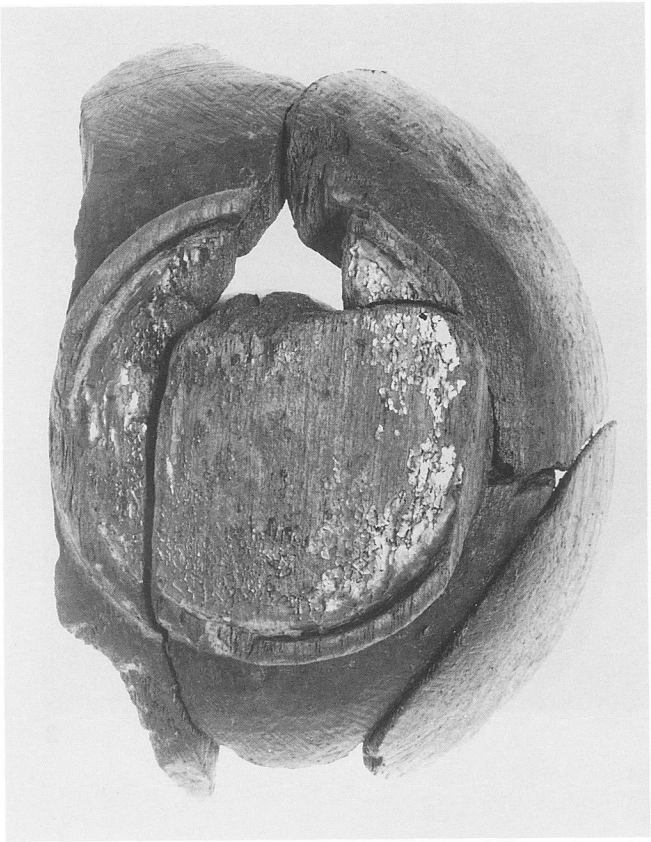

1



3

4



2



5

1　漆塗椀（図189－2）（約2/3）
2　漆塗椀（図189－6）（約2/3）
3　漆塗小皿（図189－5）（約2/3）
4　漆塗小皿（図Ⅰ－585－7）（約2/3）
5　漆塗小皿（図Ⅰ－585－2）（約2/3）

図版　472



1



2

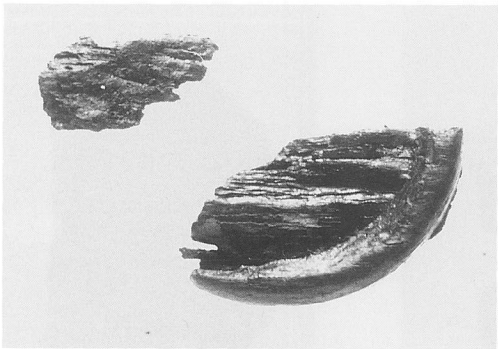

3



4

1　漆塗小皿（図Ⅰ－595－2）（約2/3）
2　漆塗椀（図Ⅰ－595－1）（約2/3）
3　漆塗椀（図Ⅰ－595－3）（約2/3）
4　円形刳物（図189－9）（約1/4）





2



3



1

1　円形刳物（図189－8）（約1/4）
2　同上　底部アップ
3　同上　口縁部アップ

図版　474



2

1

1　円形刳物　皿(図189－7)(約1/4)
2　同上　側面アップ



1



2



3



4

1　方形刳物（図190－1）（約1/5）
2　方形刳物（図190－3）（約1/5）
3　方形刳物（図190－2）（約1/5）
4　方形刳物（図190－4）（約1/5）



1



2



3

4

1　方形刳物(図191－1)(約1/10)
2　不明木製品(図191－2)(約1/6)
3　同上　側縁アップ
4　同上先端アップ



1

2



3

1　方形刳物（図192－1）（約1/5）
2　方形刳物（図192－3）（約1/5）
3　方形刳物（図192－2）（約1/5）

図版　478


1


2


3


4


5


6


7


8


9


10


11

1　円形曲物（図193－3）（約1/3）
2　円形曲物（図193－4）（約1/3）
3　円形曲物（図193－1）（約1/3）
4　円形曲物（図193－5）（約1/3）
5　円形曲物（図193－ 2）（約1/3）
6　円形曲物（図193－ 6）（約1/3）
7　円形曲物（図193－14）（約1/3）
8　円形曲物（図193－ 9）（約1/3）
9　同上　木釘装着状態
10　円形曲物（図193－8）（約1/3）
11　円形曲物（図193－7）（約1/3）



1　2



3



4



5



6



7

8

1　円形曲物（図193－10）（約1/3）
2　同上　樺皮装着状態
3　円形曲物（図193－11）（約1/3）
4　円形曲物（図194－ 3）（約1/3）
5　円形曲物（図194－2）（約1/3）
6　同上　樺皮装着状態
7　円形曲物（図194－4）（約1/3）
8　同上　樺皮装着状態


1


2


3

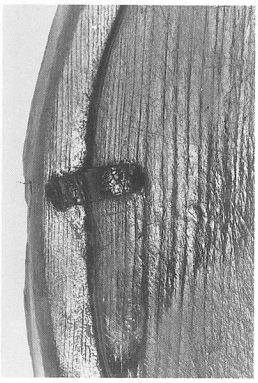
4

5


6


7


8

1　円形曲物（図194－5）（約1/3）
2　円形曲物（図194－6）（約1/3）
3　円形曲物（図194－7）（約1/3）
4　同上　樺皮装着状態
5　円形曲物（図194－ 8）（約1/3）
6　円形曲物（図194－ 9）（約1/3）
7　円形曲物（図194－10）（約1/3）
8　円形曲物（図194－11）（約1/3）

1



2



3



4



5



6

1　円形曲物（図195－1）（約1/3）
2　同上　樺皮装着状態
3　円形曲物（図195－2）（約1/3）
4　円形曲物（図195－ 6）（約1/3）
5　円形曲物（図195－ 5）（約1/3）
6　曲物側板（図195－ 7）（約1/2）


1


2


3


4

5


6


7


8

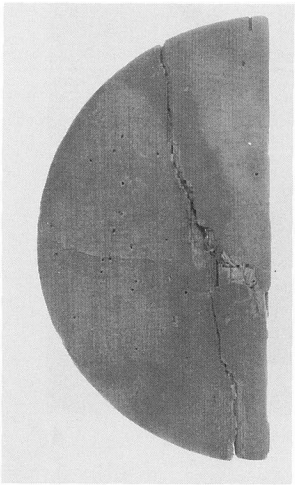
9

10

11

1　円形曲物（図195－10）（約1/3）
2　円形曲物（図195－11）（約1/3）
3　同上　樺皮装着状態
4　円形曲物（図195－ 8）（約1/3）
5　円形曲物（図196－1）（約1/3）
6　円形曲物（図196－2）（約1/3）
7　円形曲物（図196－3）（約1/3）
8　円形曲物（図196－5）（約1/3）
9　円形曲物（図196－6）（約1/3）
10　円形曲物（図196－8）（約1/3）
11　同上　樺皮装着状態



2

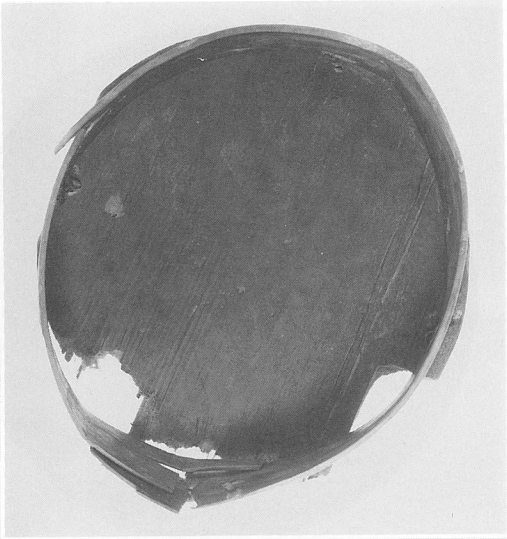



3



1

4

5



6

1　円形曲物（図196－4）（約1/3）
2　同上　側板結合部アップ
3　同上　側板樺皮装着状態
4　同上　底板樺皮装着状態
5　円形曲物（図197－1）（約1/3）
6　同上　樺皮装着状態



1



2



3



4



5



6





7



8

1　円形曲物(図197－4)(約1/3)
2　同上　樺皮装着状態
3　円形曲物(図197－7)(約1/3)
4　円形曲物(図197－5)(約1/3)
5　円形曲物(図197－ 8)(約1/3)
6　円形曲物(図197－10)(約1/3)
7　円形曲物(図Ⅰ－583－ 8)(約1/3)
8　同上　側板結合部アップ

1　楕円形曲物（図198－2）（約1/3）

1



1



2



3



4

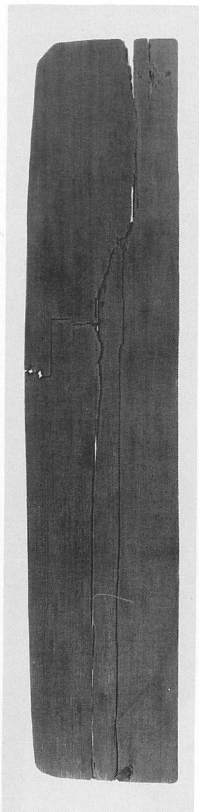

5



6

1　楕円形曲物（図198－1）（約1/3）
2　楕円形曲物（図199－1）（約1/3）
3　長方形曲物（図199－3）（約1/3）
4　長方形曲物（図199－ 2）（約1/3）
5　長方形曲物（図199－ 5）（約1/3）
6　長方形曲物（図Ⅰ－583－11）（約1/3）