


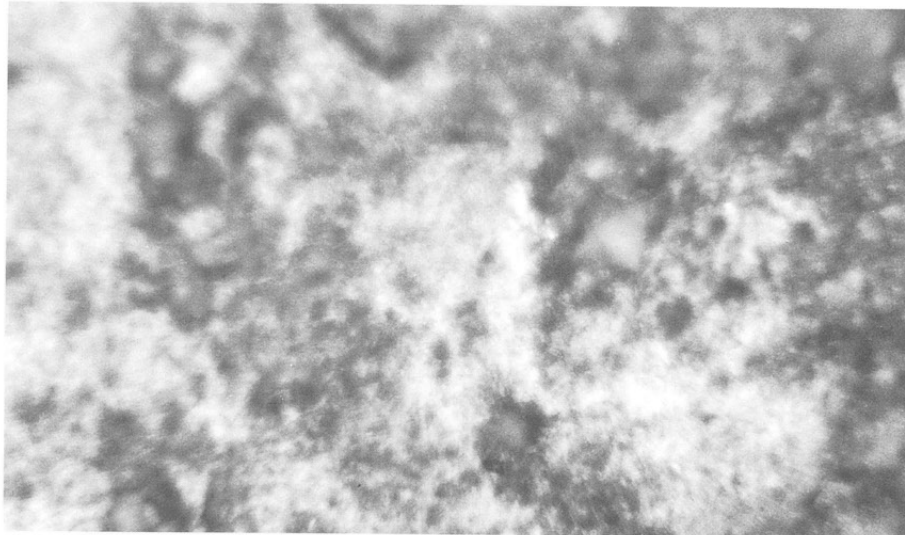
第241図

玉石

I 1e 類
SB410
PL55-1
PL206-29



A A.器面の摩耗・光沢痕 × 5 0




B B.器面の摩耗・光沢痕(Aの拡大) × 1 0 0




C C.器面の摩耗・光沢痕(Bの拡大) × 2 0 0


第242図



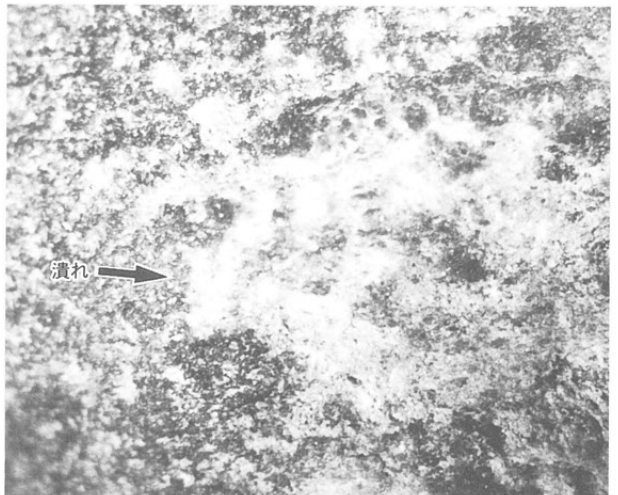
1 ア類 ×10
SB1131, PL201-1




2 ア類 ×10
SK131, PL114-3・PL201-4



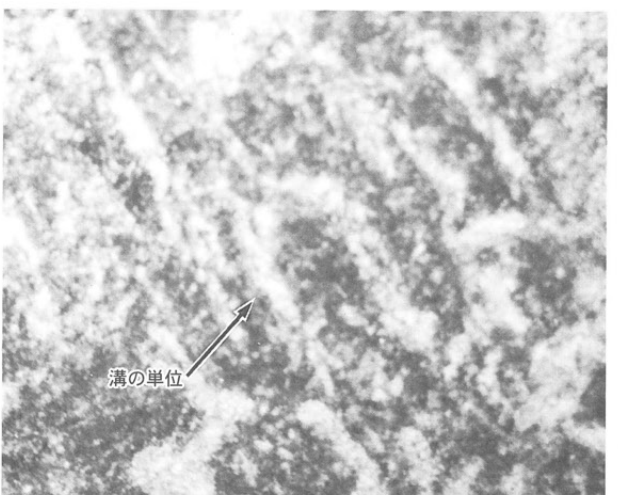
3 エ類 ×10
SB1136, PL74-9・PL202-19



4 イ類 ×10
SD12, PL123-36・PL201-9



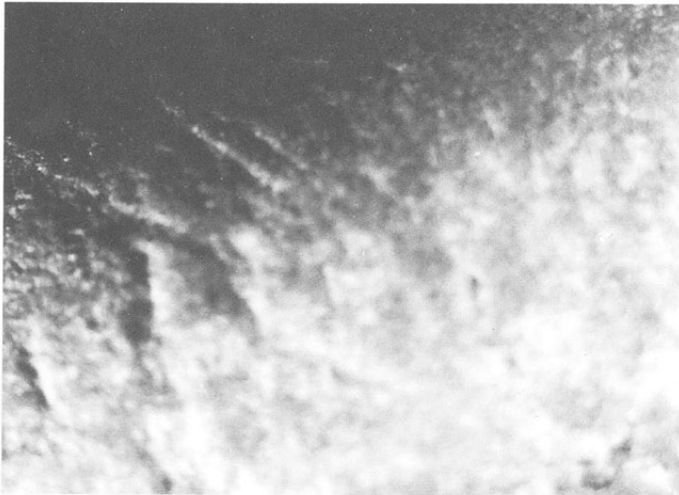
5 ア類 ×10
SD12, PL123-28・PL201-7



6 エ類 ×10
SB1136, PL202-18


第243図

敲石




1 工類
IB 9, PL202-17

×10




2 ウ類
SD1027, PL177-6・PL202-16

×10



3 工類
VG 24, PL203-26

×10



4 カ類
II V 22, PL204-37


×10



5 牛類
SD1027, PL177-4・PL205-44


×10

第244図



1A ×100
大形刃器

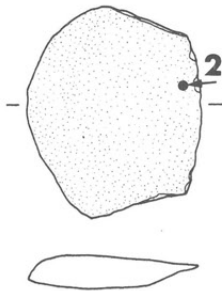
1 a 類 PL99-10
SB1281 PL207-4



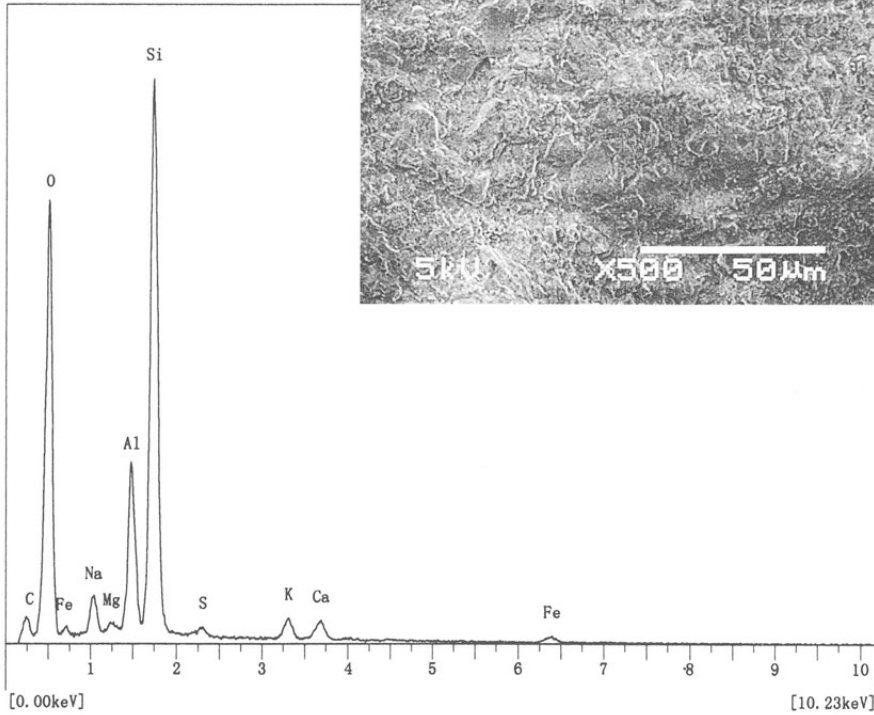
1B ×200

1A.刃部の摩耗・光沢痕
1B.刃部の摩耗・光沢痕(1Aの拡大)

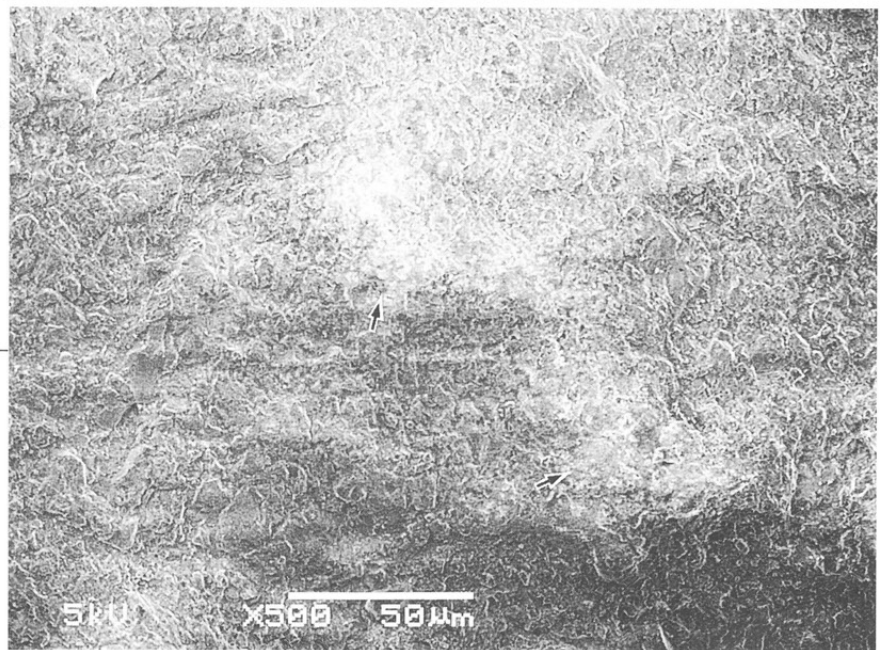
大形刃器
1 a 類
I B24



LIN 8K カウント



2. 刃部摩耗光沢痕のEDX分析チャート



2 ×500

2.刃部の摩耗・光沢痕

第245図



1A 大形刃器
1 a類 SD12, PL125-57 ×100




1B 1A.刃部の摩耗・光沢痕
1B.刃部の摩耗・光沢痕(1Aの拡大) ×200

大形刃器
2 a類
SD12

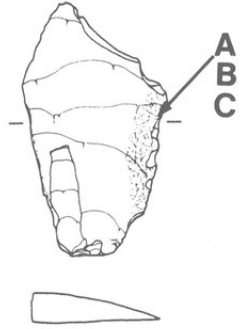


2A 2A.刃部の摩耗・光沢痕 ×50




2B 2B.刃部の摩耗・光沢痕(2Aの拡大) ×100


第246図
 大形刃器
 1b類
 SB1137
 PL208-24



- A. 刃縁の摩耗・光沢痕
- B. 刃部の摩耗・光沢痕(Aの拡大)
- C. 刃部の原材面

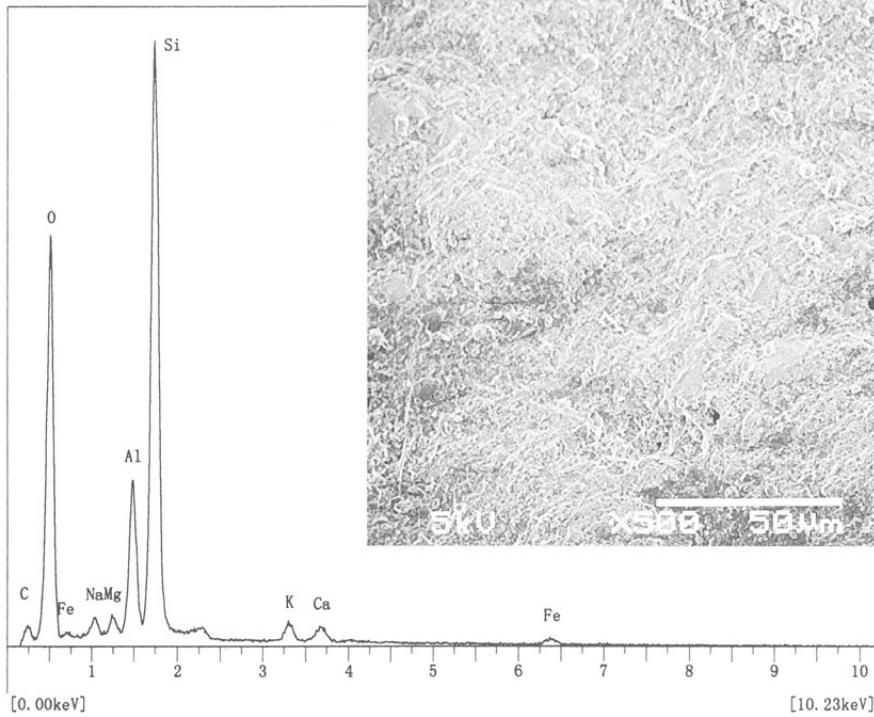


B × 200



A × 100

LIN 8K カウント




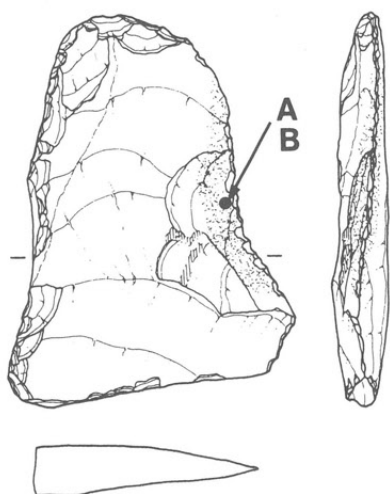
C. 刃部原材面のEDX分析チャート



C × 500

第247図
大形刃器

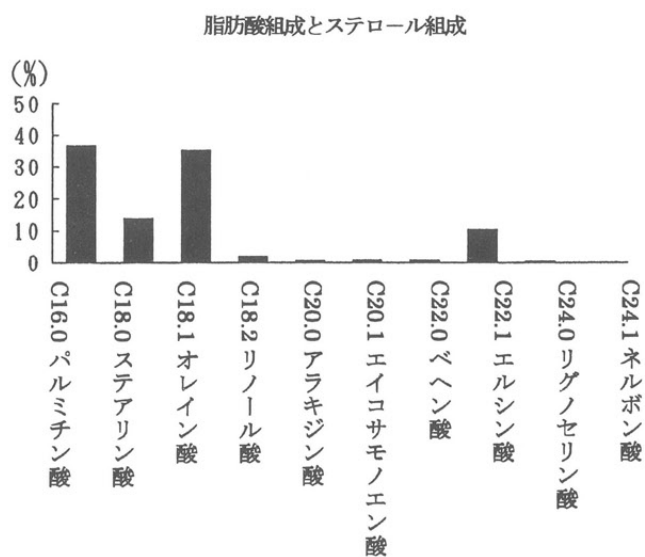
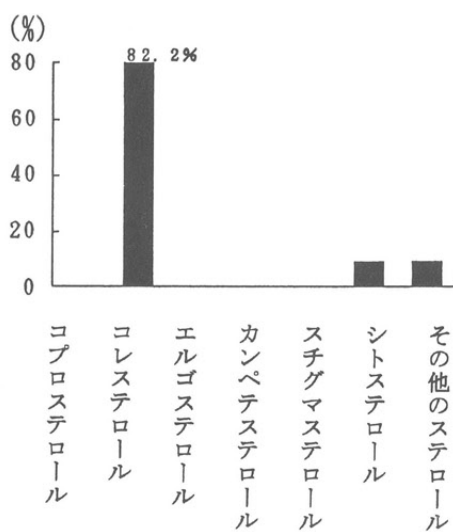
1 b類, SB1160, PL83-17・PL207-7



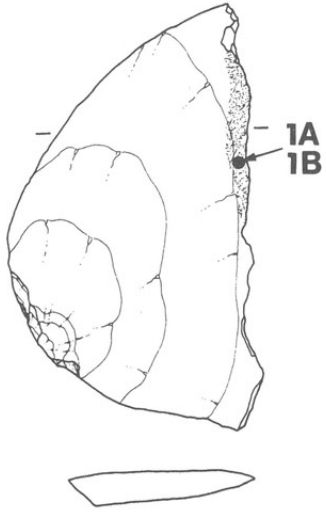
A 刃部の摩耗・光沢痕 × 50




B 刃部の摩耗・光沢痕(Aの拡大) × 100



第248図
大形刃器
1 b類
SD12
PL125-56
PL207-14



1A.刃部の摩耗・光沢痕
1B.刃部の摩耗・光沢痕(1Aの拡大)



1A ×100



1B ×200

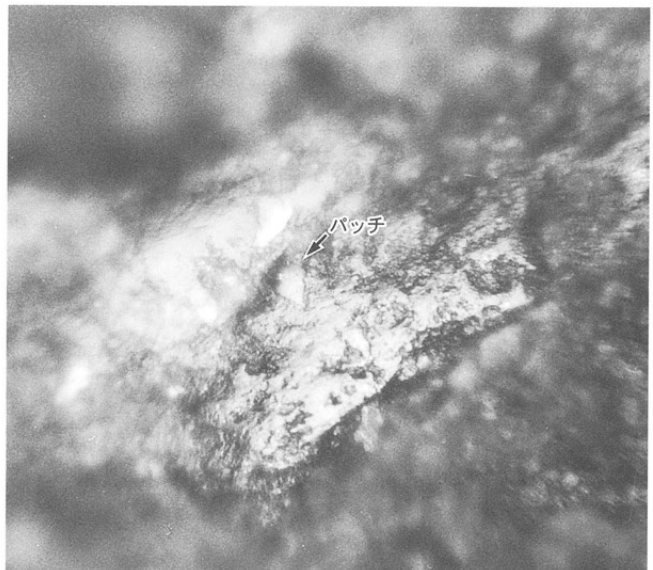
大形刃器
1 b類
SB1134
PL75-7

2A.刃部の摩耗・光沢痕
2B.刃部の摩耗・光沢痕(2Aの拡大)

コーングロスパッチ
輝石

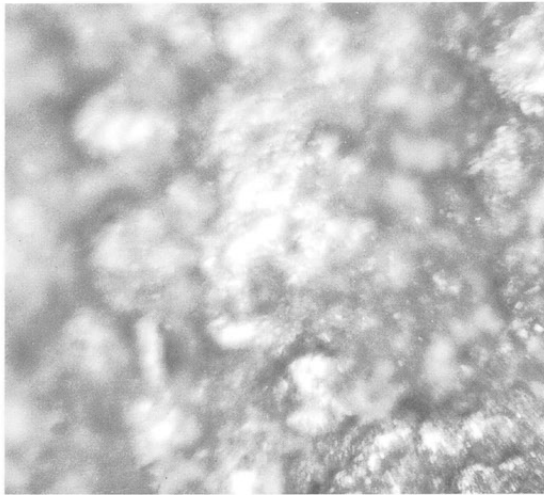


2A ×50



2B ×100

第249図



1A × 100

大形刃器

1 b類 SB1183, PL89-1

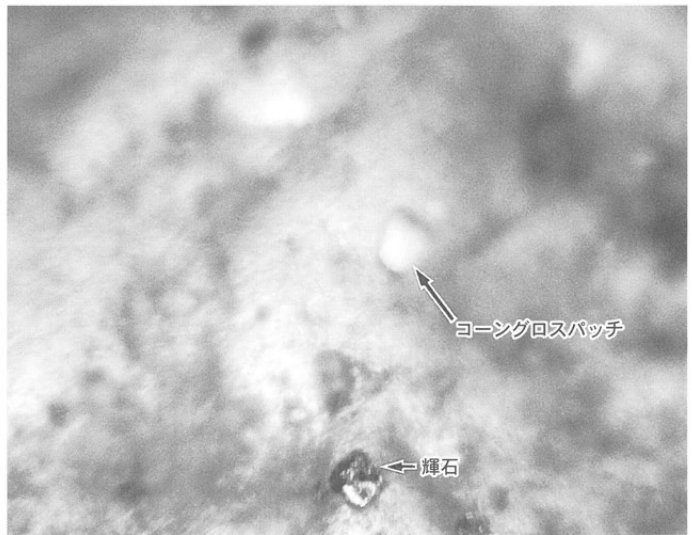
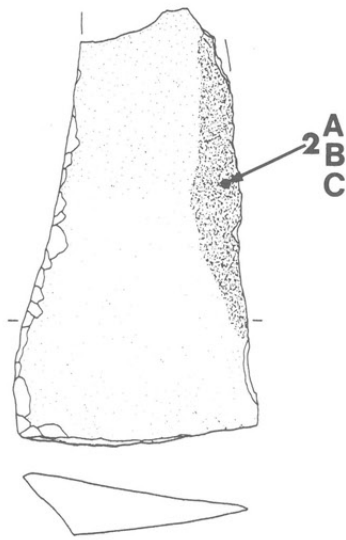


1B × 200

1A.刃部の摩耗・光沢痕

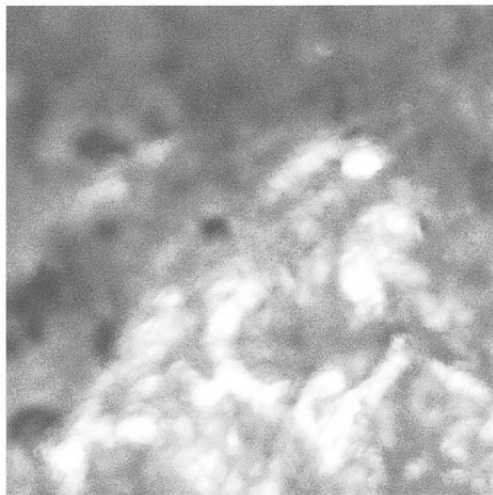
1B.刃部の摩耗・光沢痕(1Aの拡大)

大形刃器
1 b類
SB425
PL57-4
PL214-91



2B × 100

2B.刃部の摩耗・光沢痕(2Aの拡大)



2A × 50

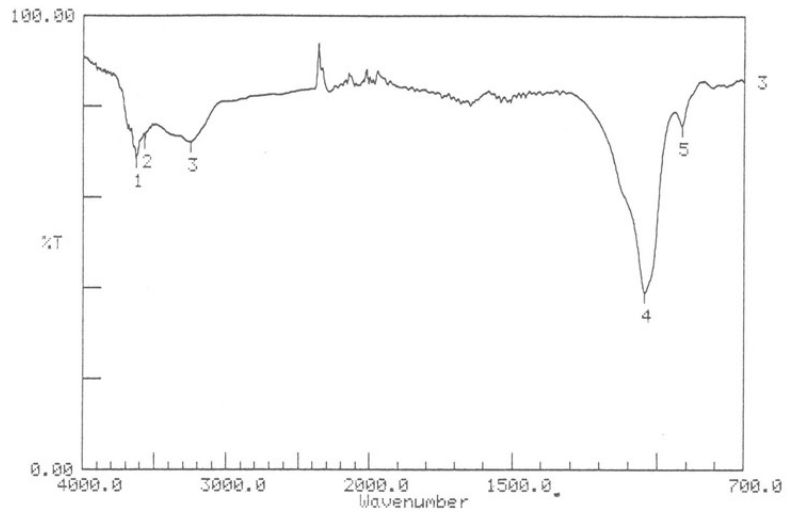
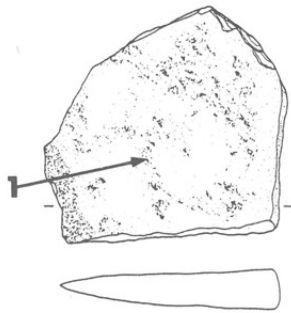
2A.刃部の摩耗・光沢痕



2C × 200

2C.刃部の摩耗・光沢痕(2Bの拡大)

第250図
大形刃器
2a類
SB411
PL55-2



Condition
upper 100.00 lower 0.00 depth 1.00

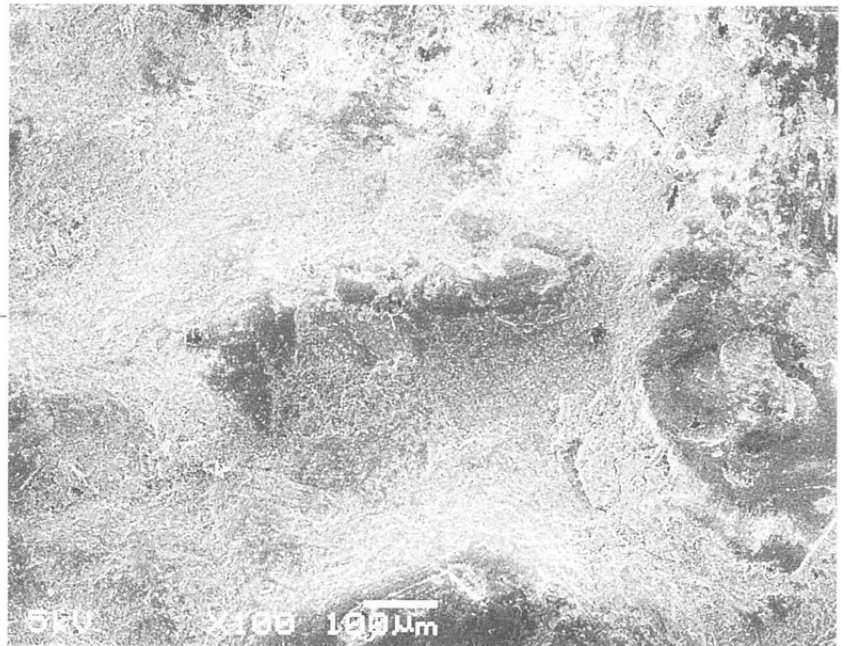
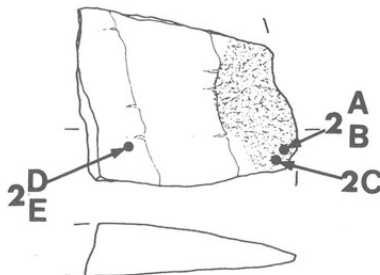
Peak table

1: 3628.43(68.5)	2: 3566.70(72.7)	3: 3250.35(72.0)
4: 1043.58(39.0)	5: 916.27(75.7)	

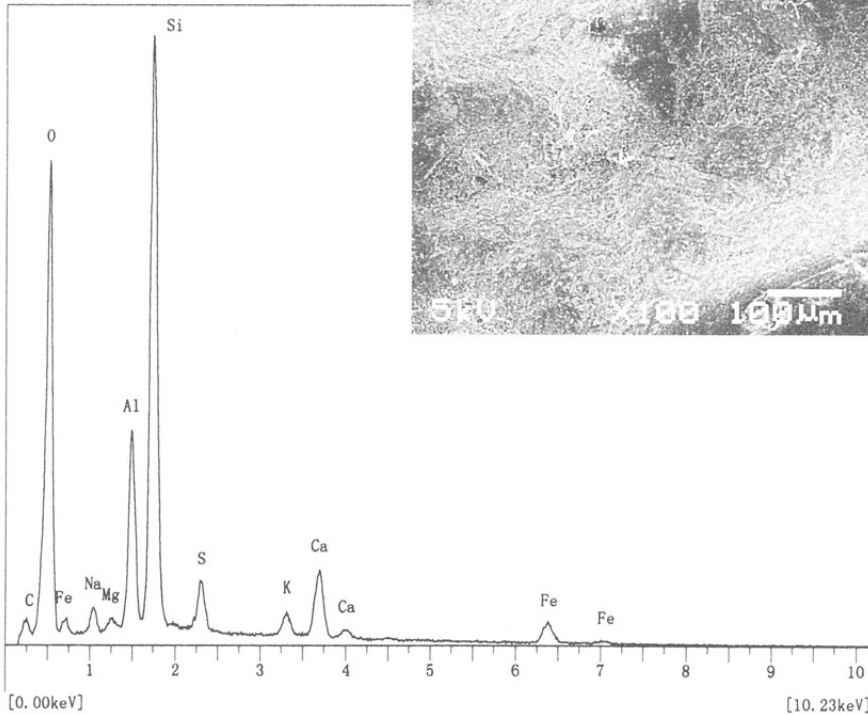
1

1. 基部付着物のFT-IR分析チャート

大形刃器
2a?類
SB403



LIN 8K カウント



2A

×100


2A.刃部の摩耗・光沢痕

2B.刃部の摩耗・光沢痕(2Aの拡大)

2D.刃部の摩耗・光沢痕


2A. 刃部摩耗痕のEDX分析チャート

第251図



2B

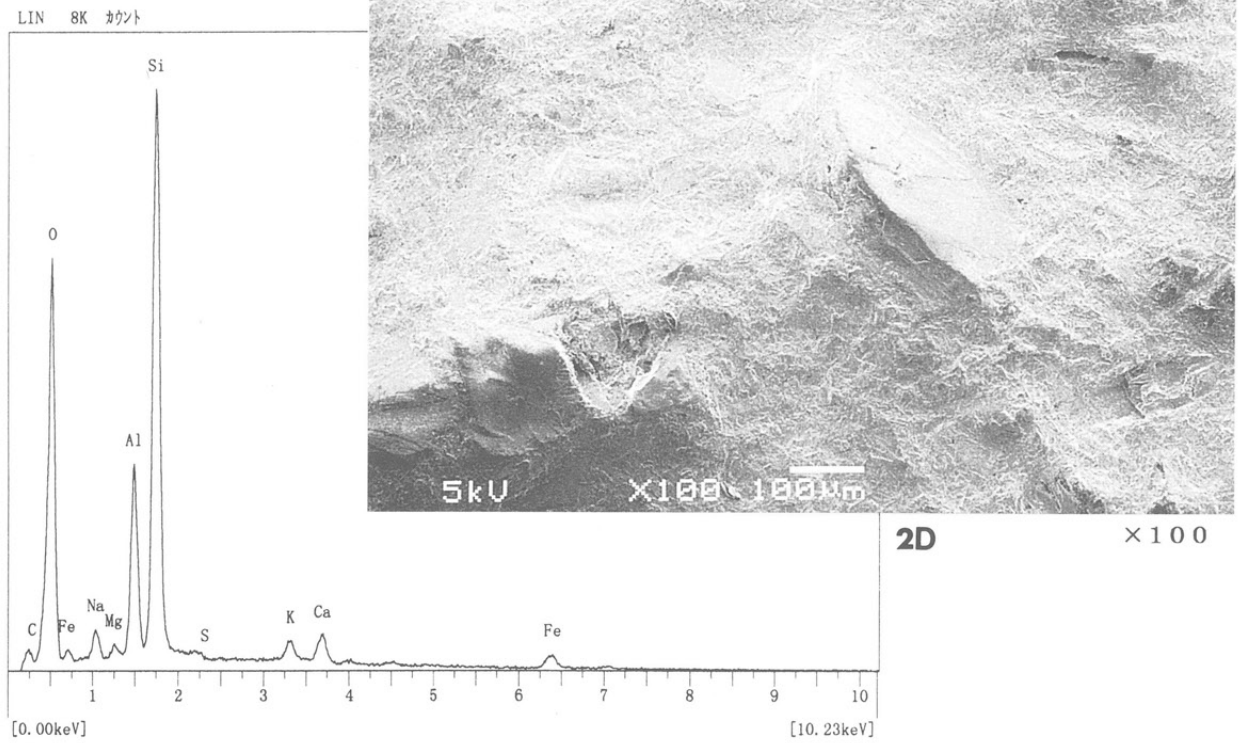
×1000




2C

2C. 刃部の主要元素分布 (K, S, Ca)

第252図



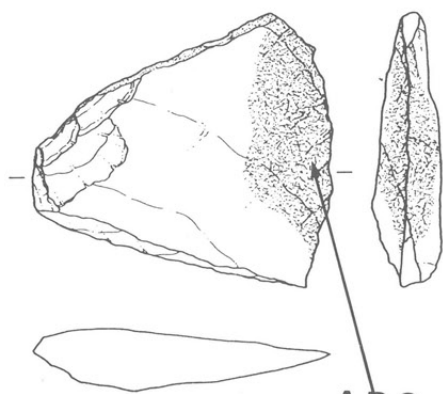
2D. 基部のEDX分析チャート



2E

2E. 刃部の主要元素分布(Ca, K, Si, Al)

第253図
大形刃器
2a類
II N19
PL218-110




A,B,C
D,E,F



A 刃部の摩耗・光沢痕 (No1) × 50



B 刃部の摩耗・光沢痕(Aの拡大) × 100



C 刃部の摩耗・光沢痕 × 100

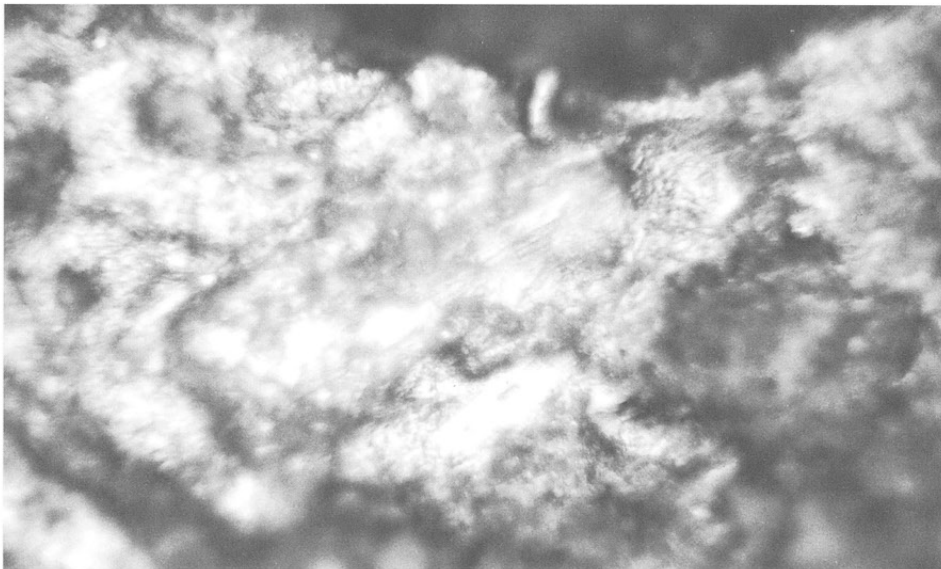


D 刃部の摩耗・光沢痕(Cの拡大) × 200

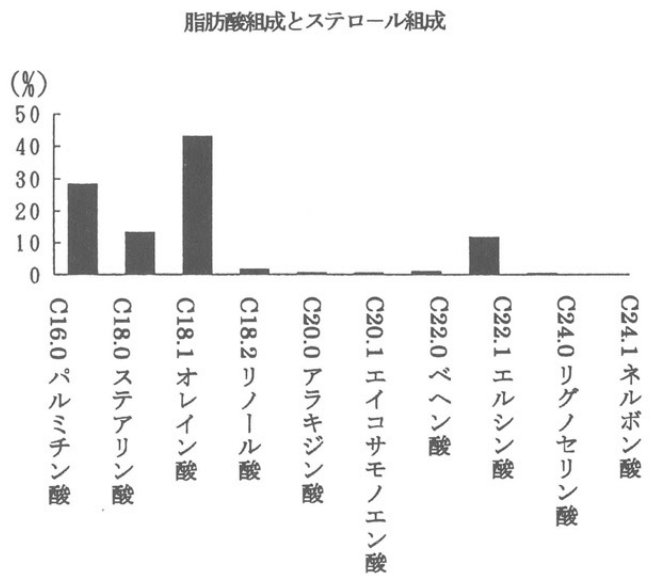
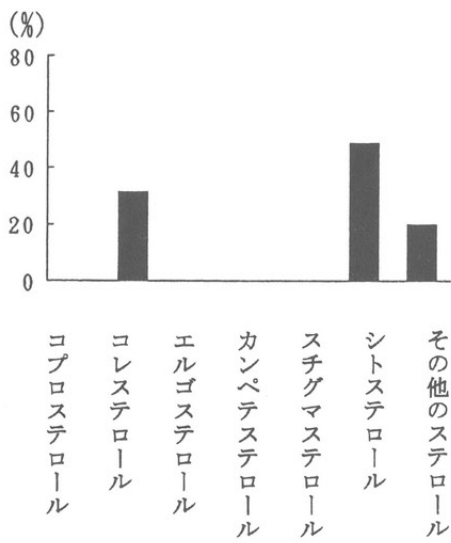
第254図



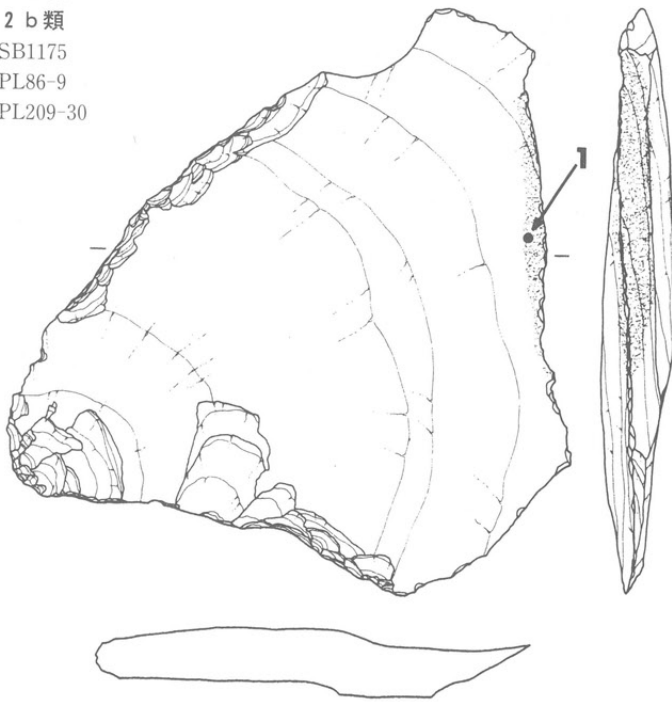
E.刃部の摩耗・光沢痕(No2) ×100



F.刃部の摩耗・光沢痕 ×100




第255図
大形刃器
2b類
SB1175
PL86-9
PL209-30



1 × 200

1.刃部の摩耗・光沢痕



2A × 100

2A.刃部の摩耗・光沢痕

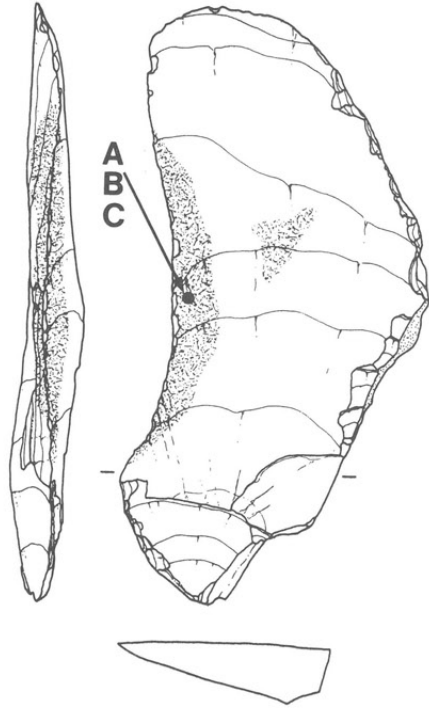
2B.刃部の摩耗・光沢痕(2Aの拡大)



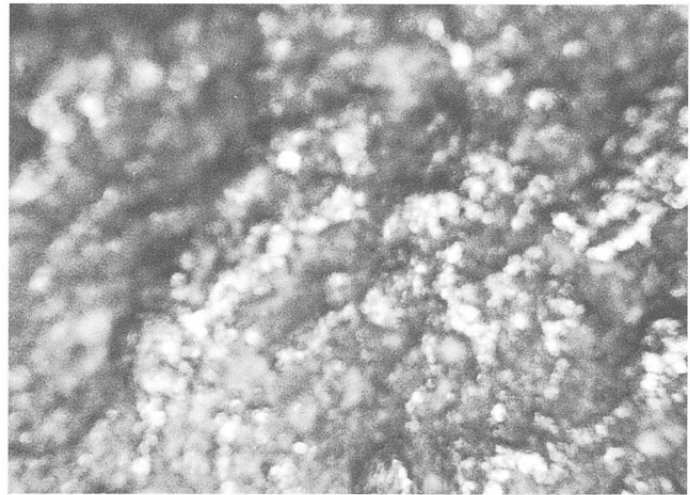
2B × 200

大形刃器
2b類
II E 17
PL209-34

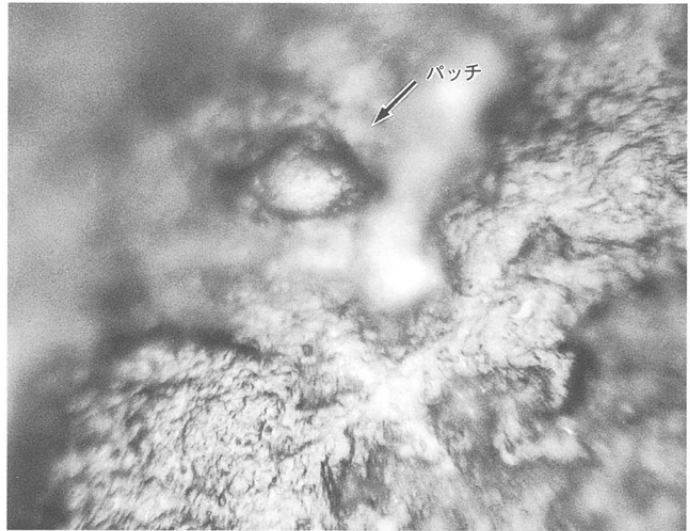
第256図
大形刃器
2b類
SB1141
PL77-1
PL212-51




A. 刃部の摩耗・光沢痕
B. 刃部の摩耗・光沢痕(Aの拡大)
C. 刃部の摩耗・光沢痕(Bの拡大)



A ×50

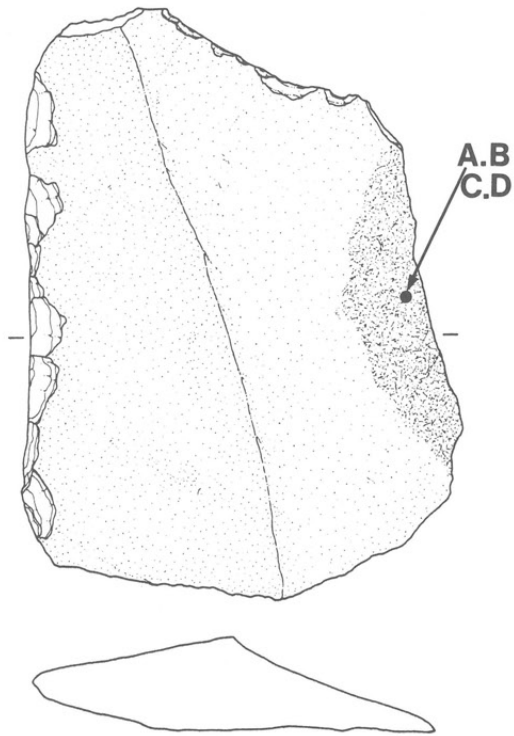


C ×200




B ×100

第257図
大形刃器
2b類
VQ24

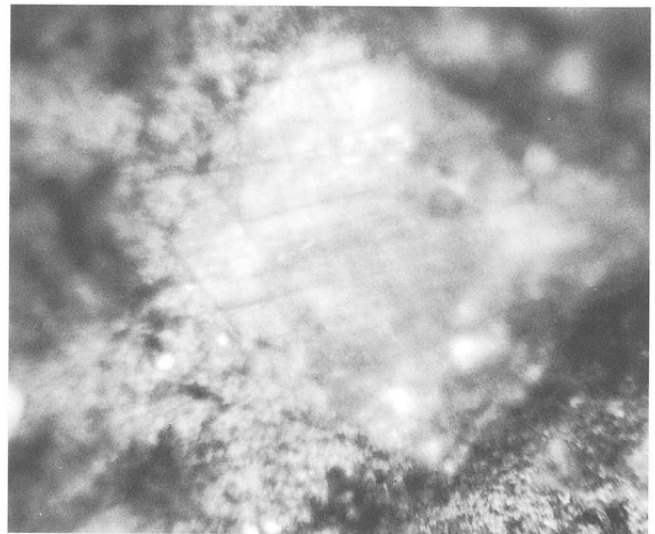


- A. 刃部の摩耗・光沢痕・線状痕
- B. 刃部の摩耗・光沢痕(Aの拡大)
- C. 刃部の摩耗・光沢痕
- D. 刃部の摩耗・光沢痕(Cの拡大)



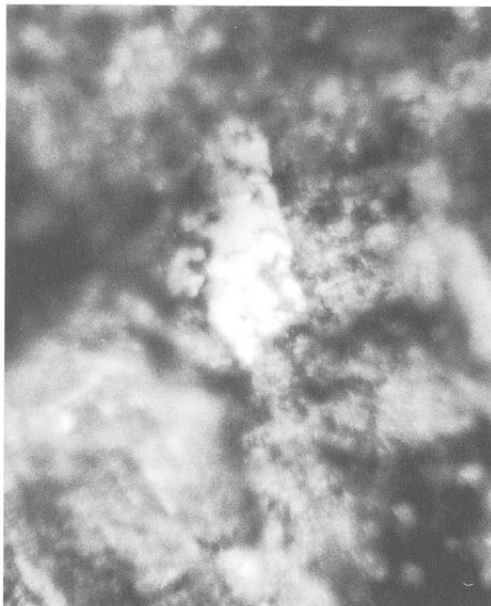
A

×50



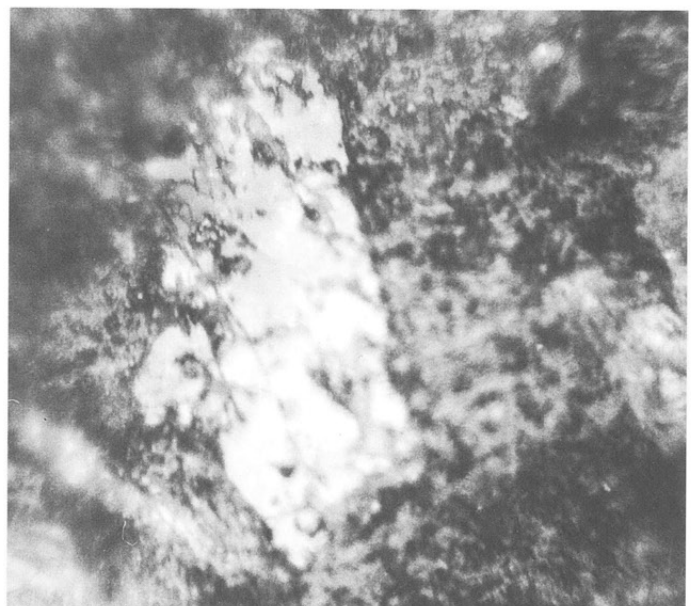
B

×100



C

×100



D

×200

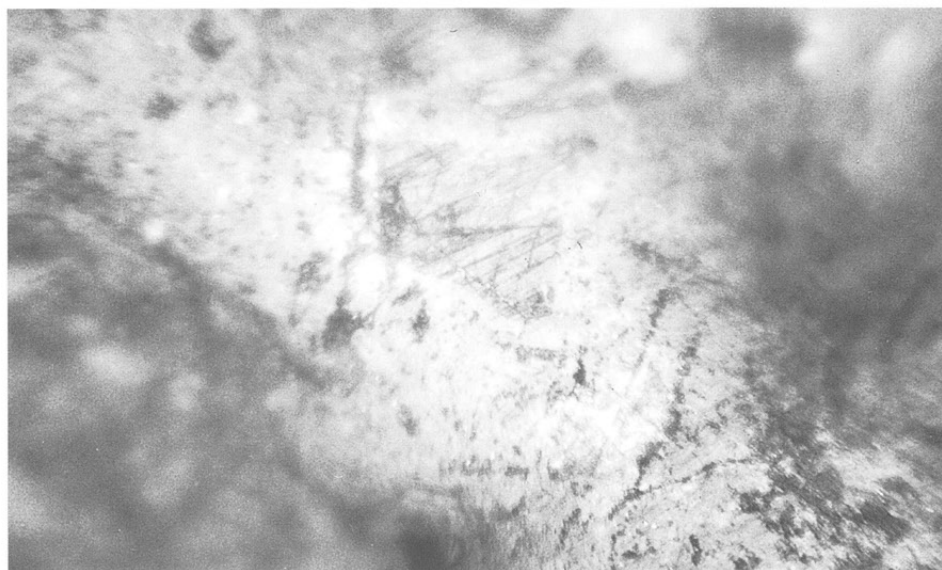
第258図
大形刃器
2b類
SB1126
PL73-11



A A.刃部の摩耗・光沢痕 × 50


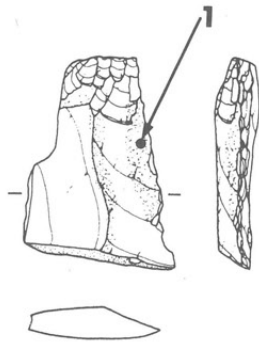


B B.刃部の摩耗・光沢痕(Aの拡大) × 100




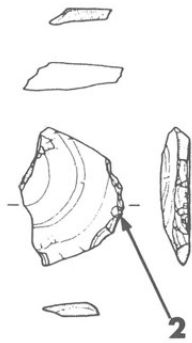
C C.刃部の摩耗・光沢痕(Bの拡大) × 200

第259図
大形刃器
2c類
IC2
PL211-57

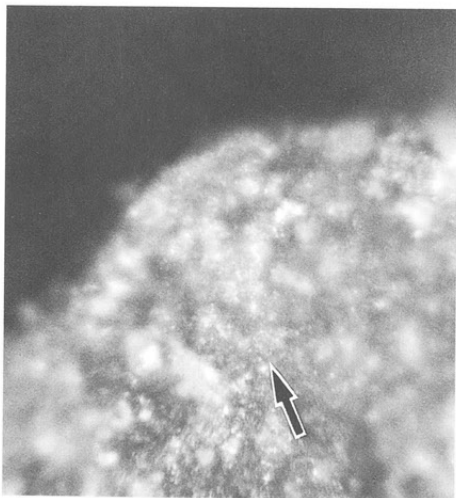


1 1.刃部の摩耗・光沢痕・線状痕 ×100

2c類
IF7
PL211-58



2 2.刃縁の摩耗・光沢痕 ×100


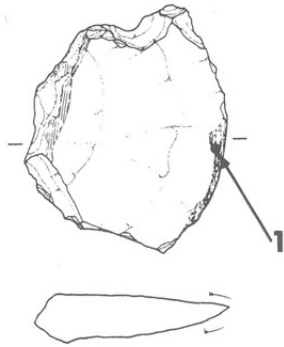


3 3.刃縁の摩耗・光沢痕 ×100
2b類, SB286, PL16-2・PL210-38



4 4.刃縁の摩耗・光沢痕 ×100
2c類, SB329, PL35-6・PL211-59

第260図
大形刃器
2 d類
I A15
PL212-67




1

1.刃部の摩耗・線状痕

×50


大形刃器
2 d類
I F19



2A

2A.刃部の摩耗・光沢痕・線状痕

×100



2B

2B. 刃部の摩耗・光沢痕(2Aの拡大)

×200

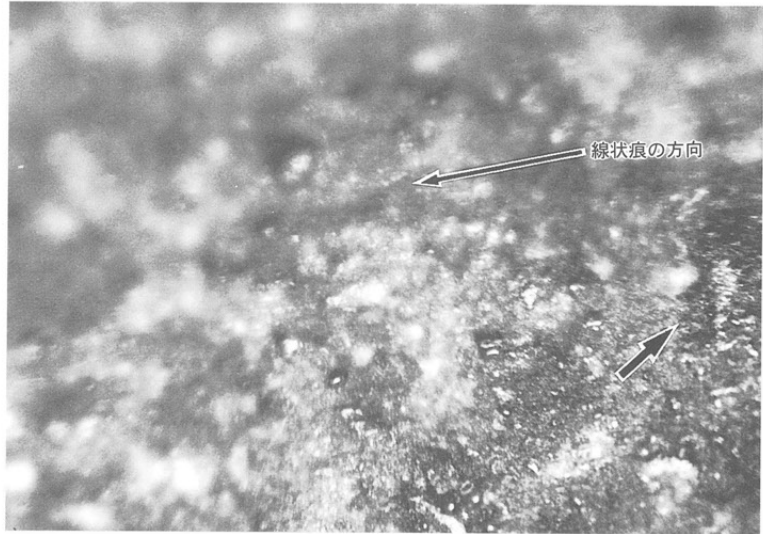
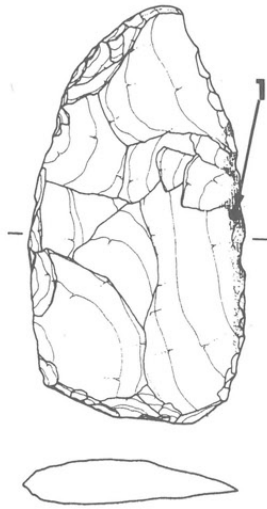
第261図

大形刃器

3類

SB332

PL212-70



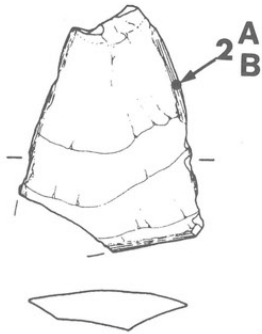
1 刃部の摩耗・光沢痕 ×100

大形刃器


7類

S D12

PL127-70


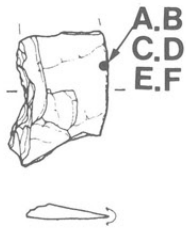


2A 刃部の摩耗・光沢痕・線状痕 ×50



2B 刃部の摩耗・光沢痕(2Aの拡大) ×100


第262図
大形刃器
7類
SB277
PL14-1
PL213-85



A A.刃部の摩耗・線状痕 × 50

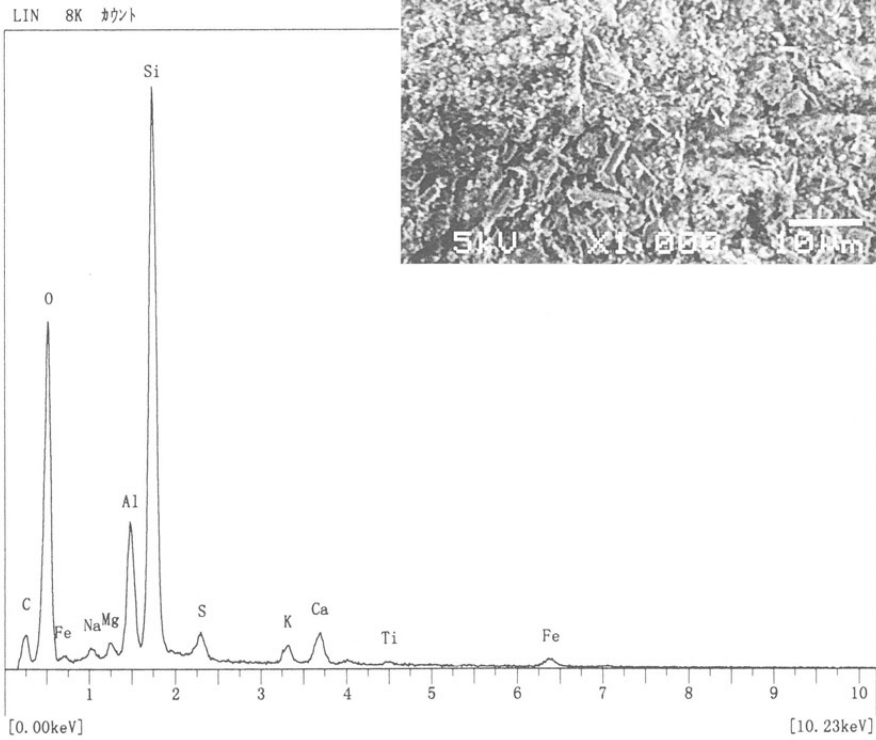



B B.刃部の摩耗・光沢痕(Aの拡大) × 100



C C.刃部の摩耗・光沢痕(Bの拡大) × 200

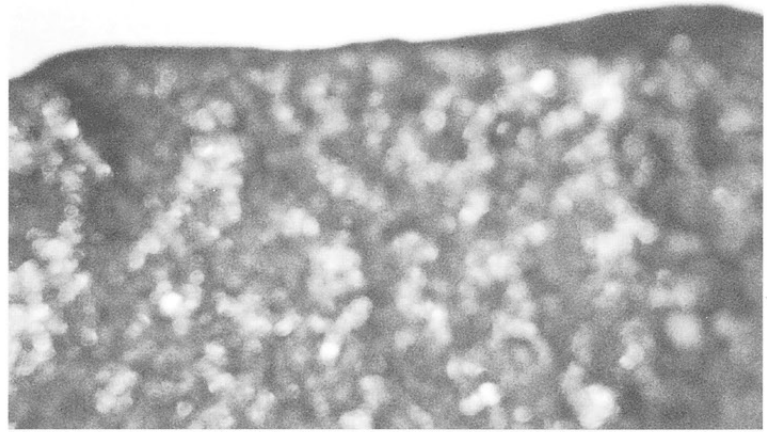
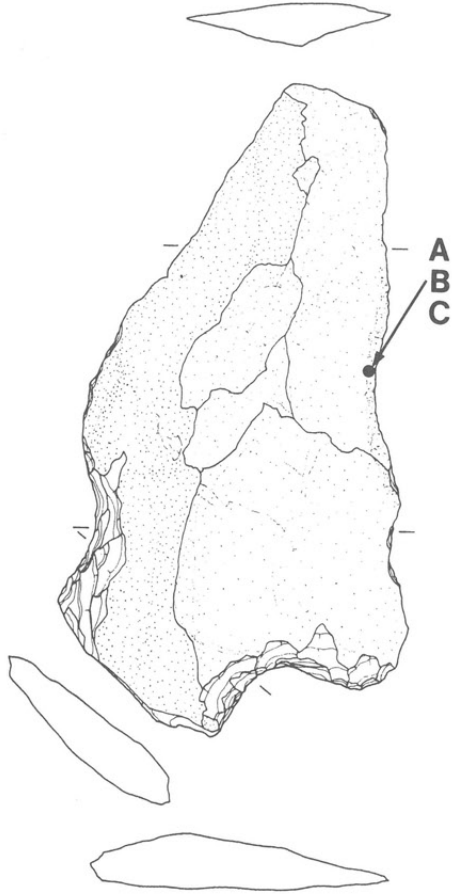
第263図




F. 刃部研磨痕のEDX分析チャート

D. 刃部の摩耗・線状痕
 E. 刃部の摩耗・光沢痕 (Dの拡大)
 F. 刃部の摩耗・光沢痕 (Eの拡大)


第264図
大形刃器
Ⅷ類
SB1102
PL59-8
PL213-86



A 刃部の摩耗・光沢痕 × 50



C 刃部の摩耗・光沢痕(Bの拡大) × 200



B 刃部の摩耗・光沢痕(Aの拡大) × 100

第265図

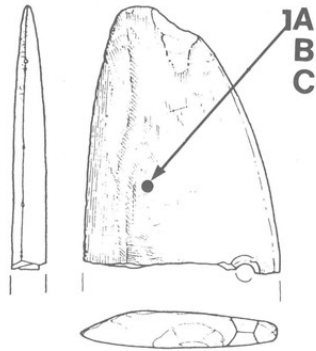
磨製石包丁

直線刃半月形

SD100

PL150-107


PL229-26



1A.刃部付近の研磨痕


1B.刃部付近の研磨痕

1C.刃部付近の研磨痕(1Bの拡大)



1A

×100



1B

×100



1C

×200

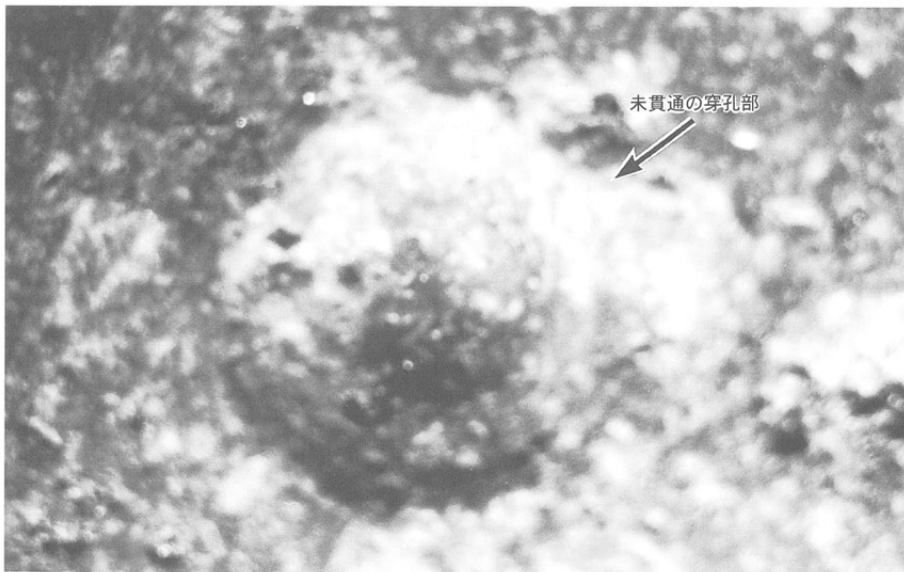
磨製石包丁

失敗品 E。

(外湾刃杏仁形)

II 124

PL228-15

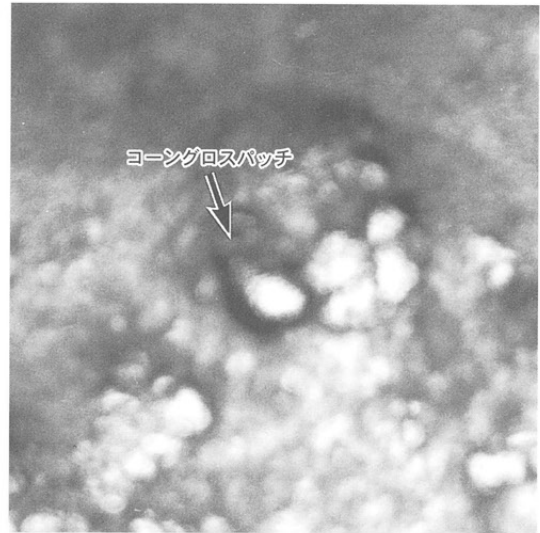
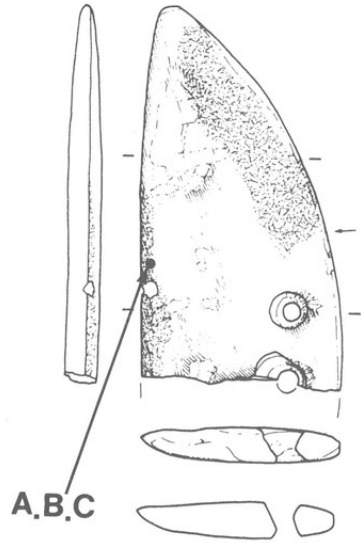


2

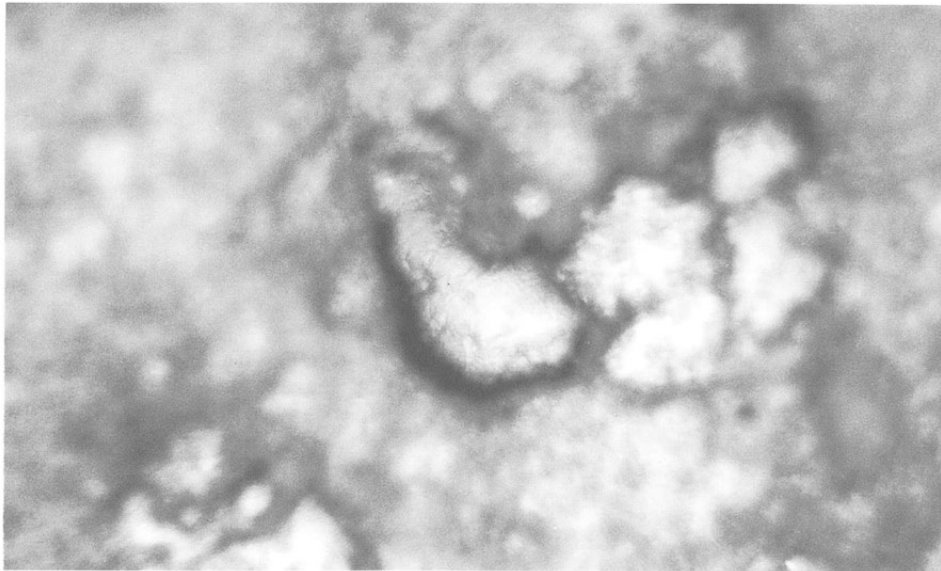
2.未貫通の穴部

×10

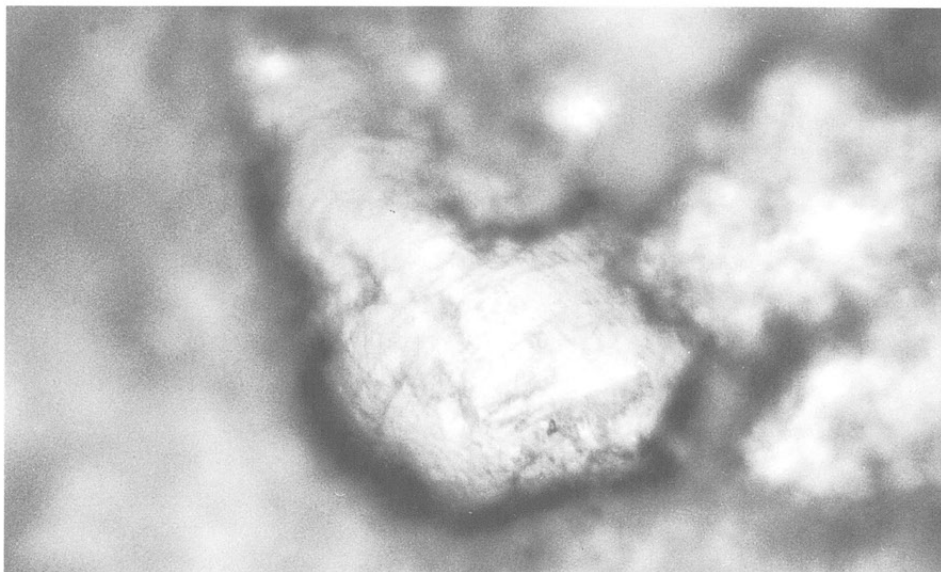
第266図
磨製石包丁
直線刃半月形
II Q 15
PL229-25



A 刃部の摩耗・光沢痕 × 50



B 刃部の摩耗・光沢痕(Aの拡大) × 100



C 刃部の摩耗・光沢痕(Bの拡大) × 200

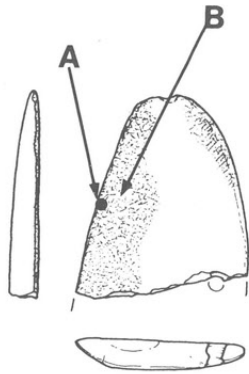
第267図

磨製石包丁

直線刃半月形

VIIY17-19

PL229-24




A. 刃部の摩耗痕
B. 鉋物面の摩耗・光沢痕



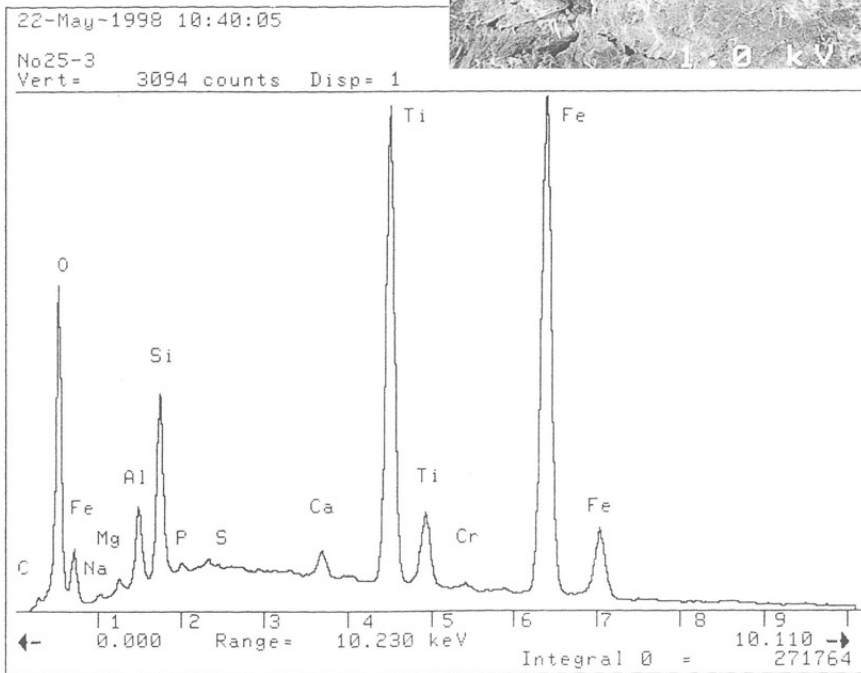
A

×100



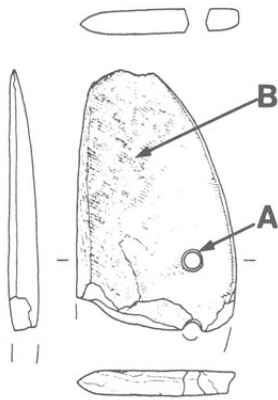
B

×500

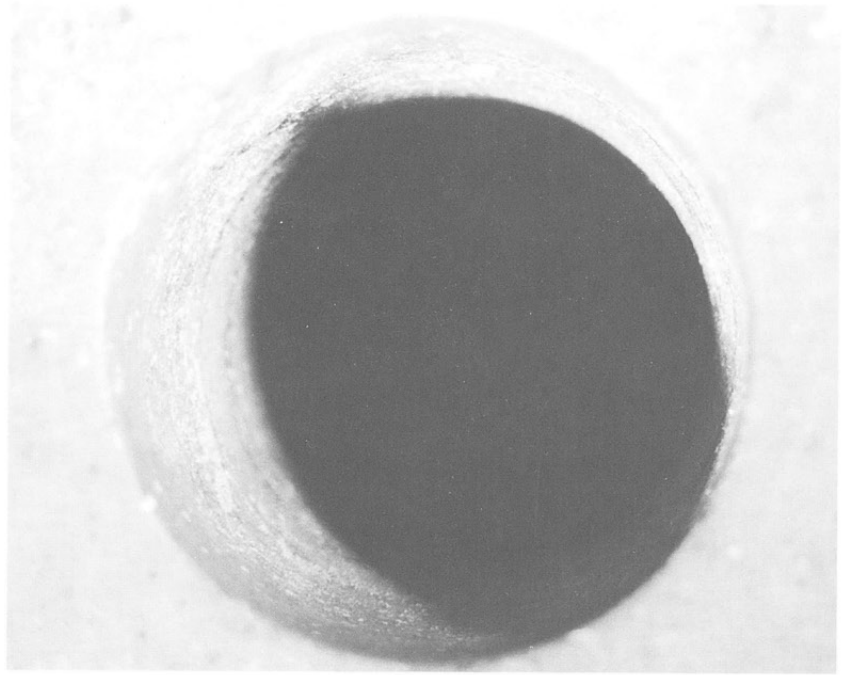


B. 鉋物面のEDX分析チャート

第268図
磨製石包丁
直線刃半月形
SB328
PL32-5
PL229-21



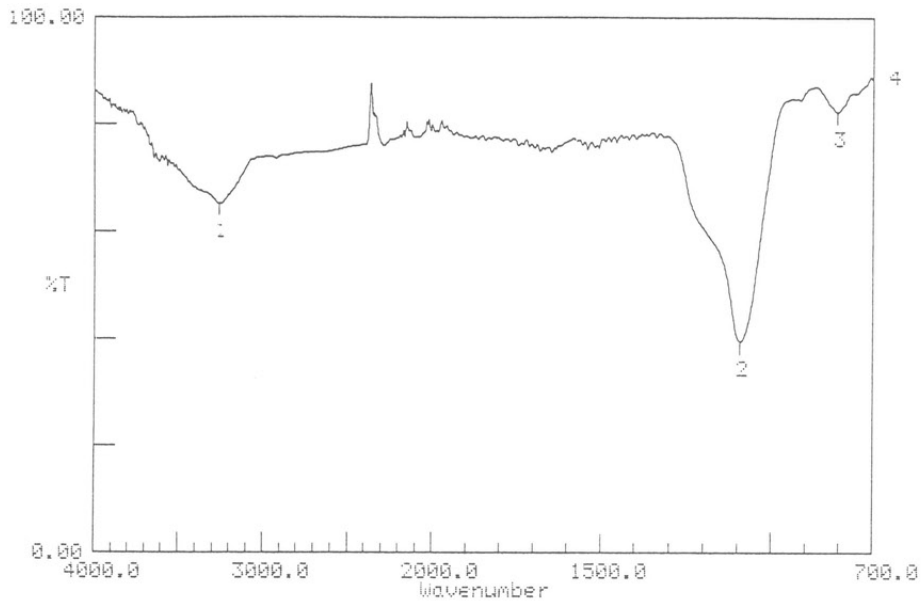
A. 紐掛け用穴部
B. 基部の「漆状」付着物



A × 10



B × 200



Condition
upper 100.00 lower 0.00 depth 1.00

B. 基部付着物のFT-IR分析チャート

第269図

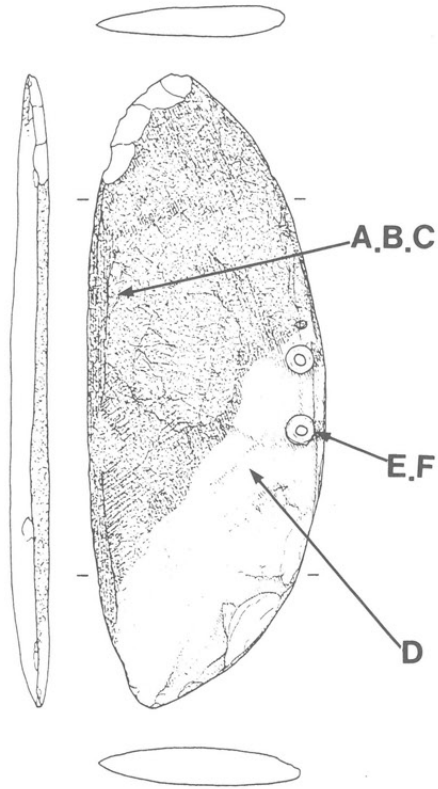
磨製石包丁

直線刃半月形

SB1248

PL89-9

PL230-30

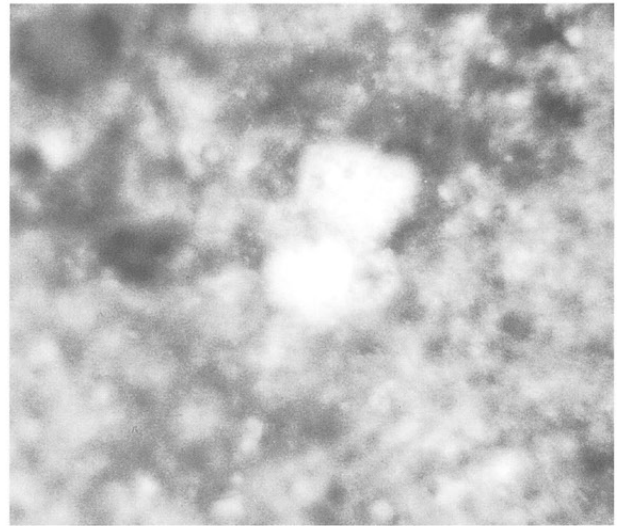


- A. 刃部の摩耗・光沢痕
- B. 刃部の摩耗・光沢痕(Aの拡大)
- C. 刃部の摩耗・光沢痕(Bの拡大)



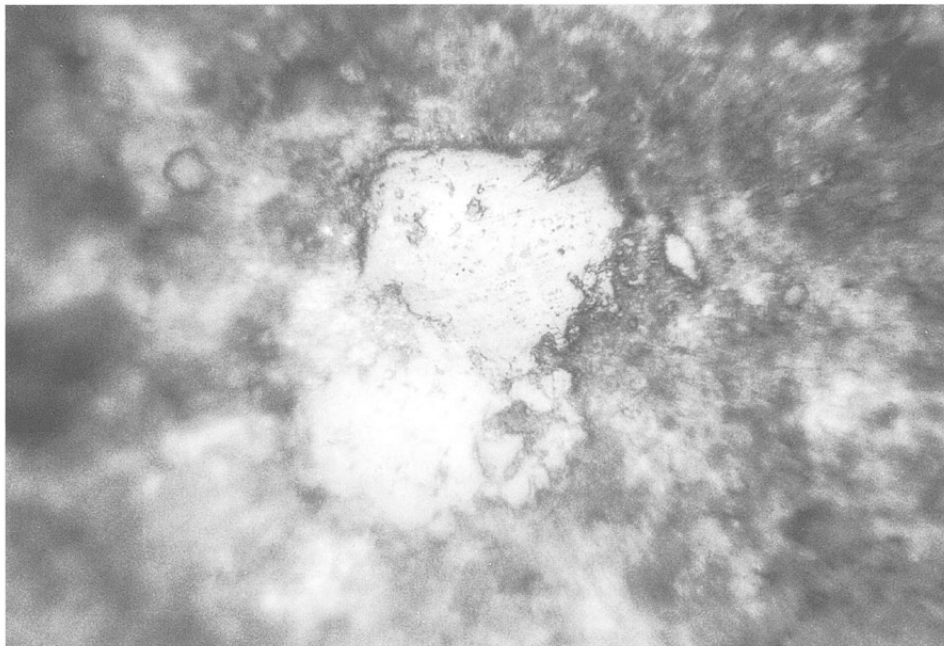
A

× 5 0



B


× 1 0 0




C

× 2 0 0

第270図



D D.刃部の研磨痕 × 5 0



E E.穴部の紐づれ痕 × 5 0



F F.穴部の紐づれ痕(Eの拡大) × 1 0 0

第271図

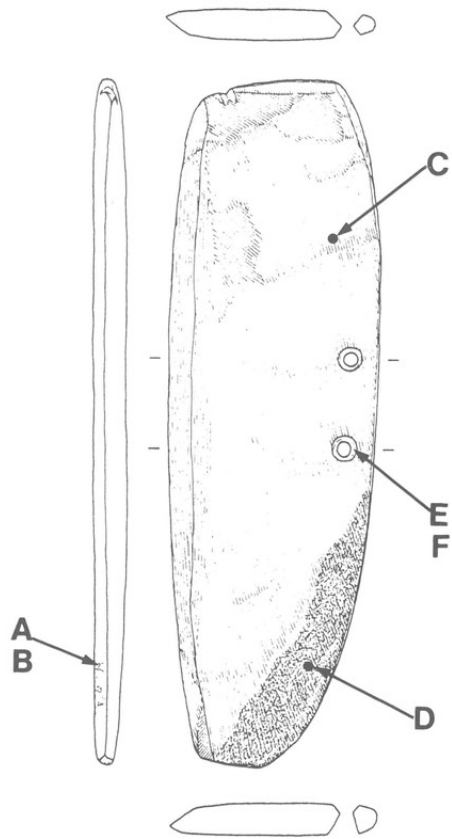
磨製石包丁

直線刃半月形

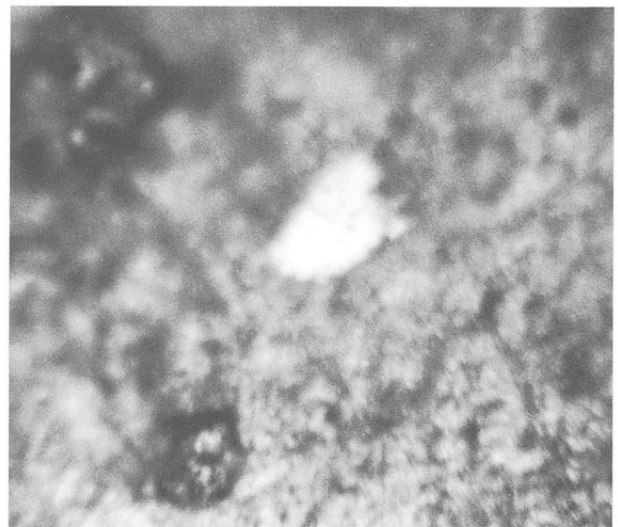
SB1248

PL89-10

PL229-34



A 刃部の摩耗・光沢痕 × 50




B 刃部の摩耗・光沢痕(Aの拡大) × 100



C 基部の研磨痕と摩耗・光沢痕 × 50

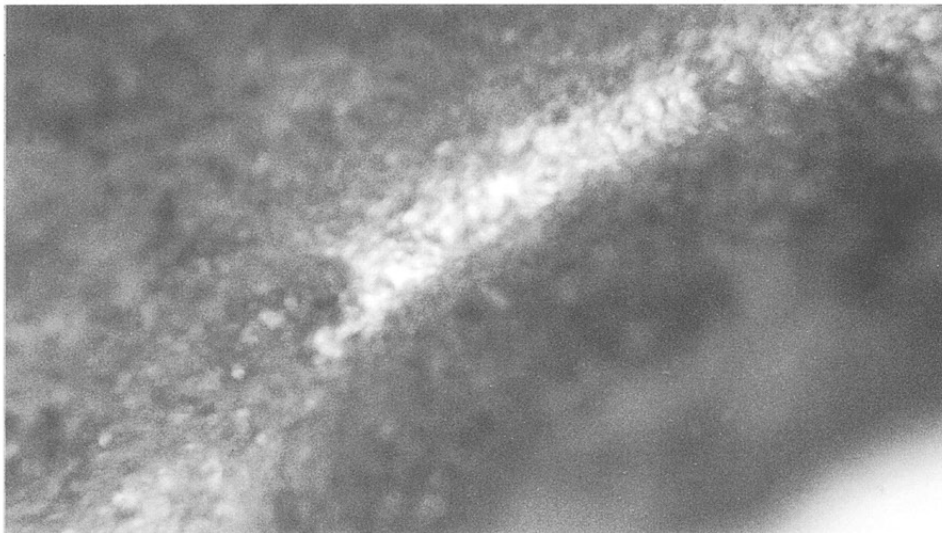
第272図



D

D.基部の研磨痕と摩耗・光沢痕(Cの拡大)

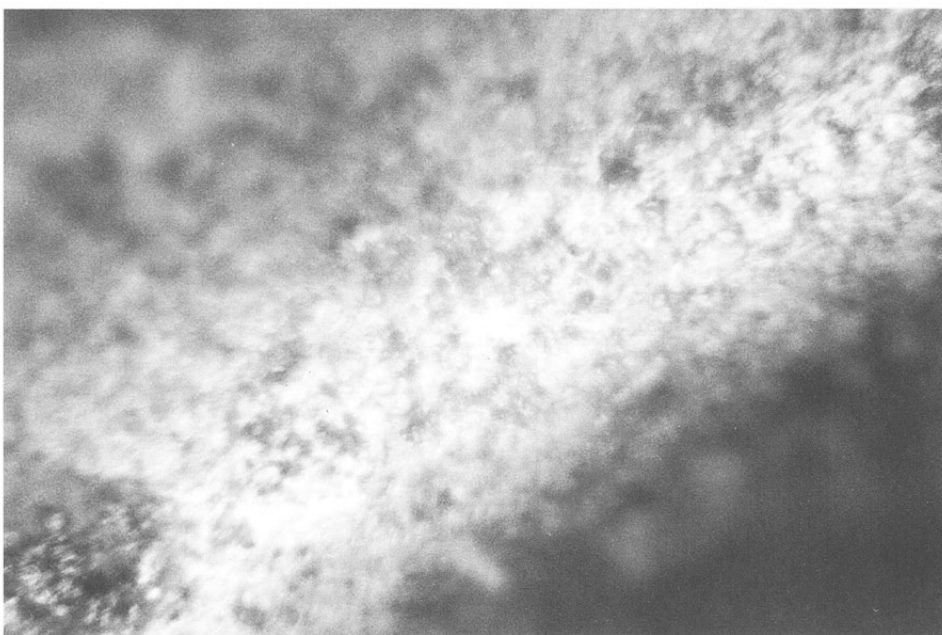
×100



E

E.穴部の扭づれ痕

×50



F

F.穴部の扭づれ痕(Eの拡大)

×100

第273図

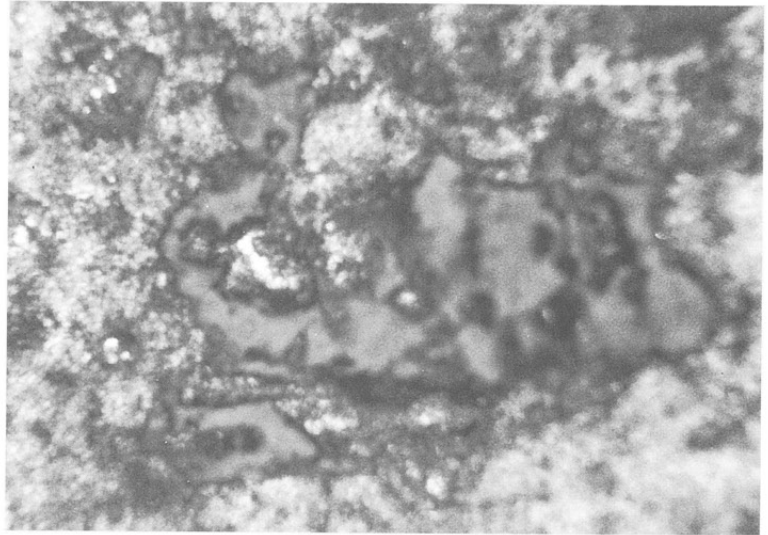
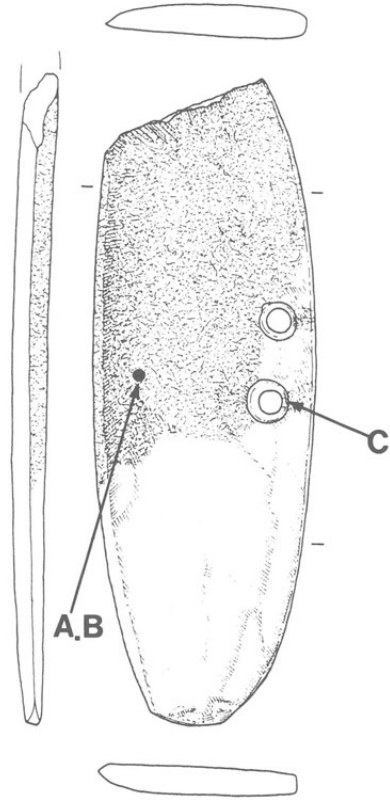
磨製石包丁

外湾刃杏仁形

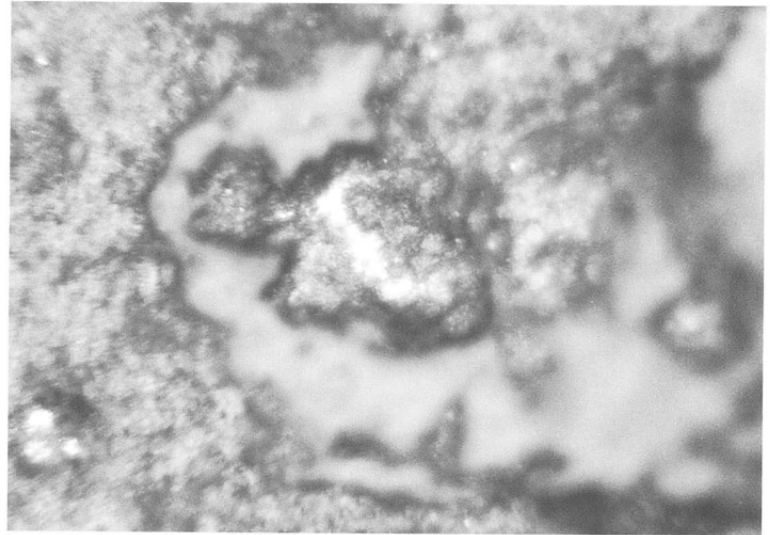
SD101

PL163-44

PL230-43



A 刃部の摩耗・光沢痕 × 50



B 刃部の摩耗・光沢痕(Aの拡大) × 100



C 穴部の紐づれ痕 × 22.5

第274図

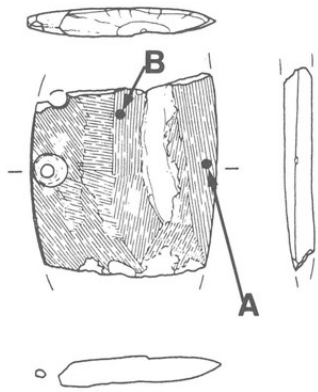
磨製石包丁

外湾刃杏仁形

SB409

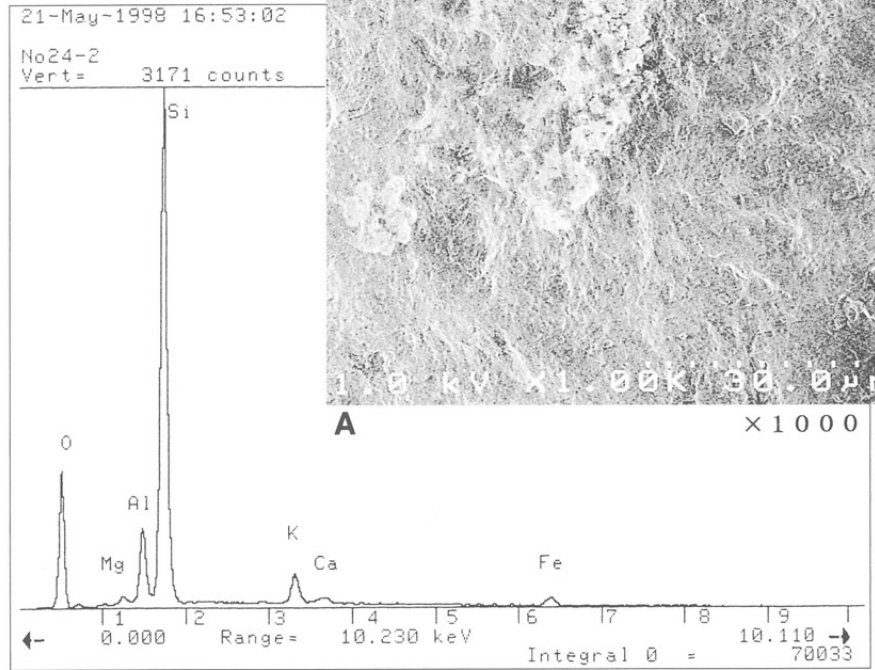
PL52-19

PL230-36

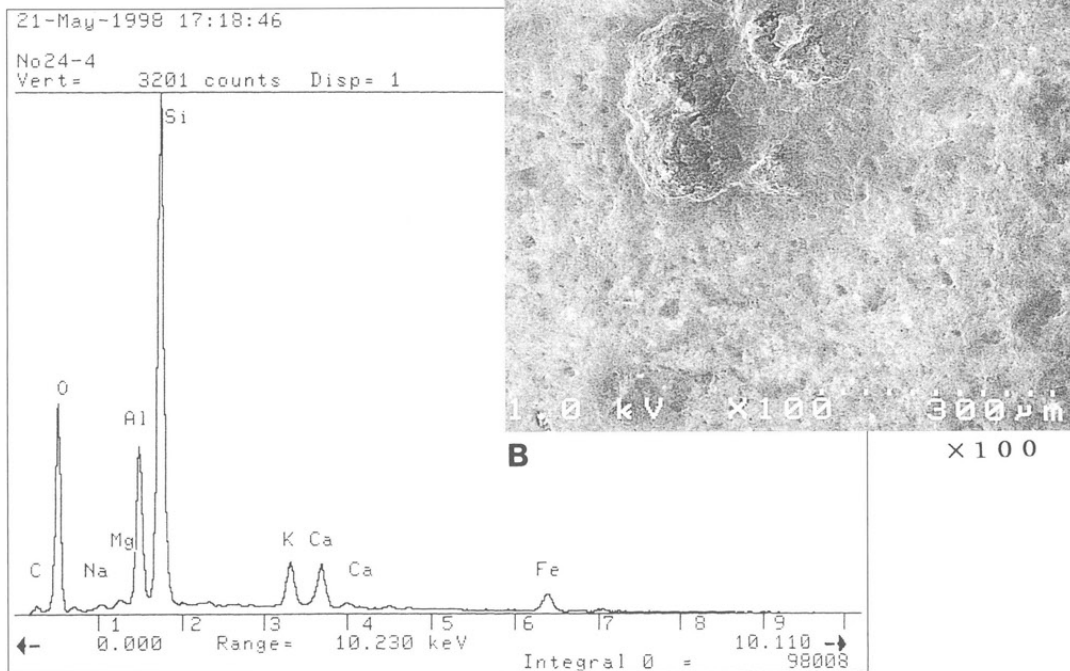


A. 刃部の摩耗痕

B. 基部の摩耗痕



A. 刃部摩耗痕のEDX分析チャート



B. 基部摩耗痕のEDX分析チャート

第275図

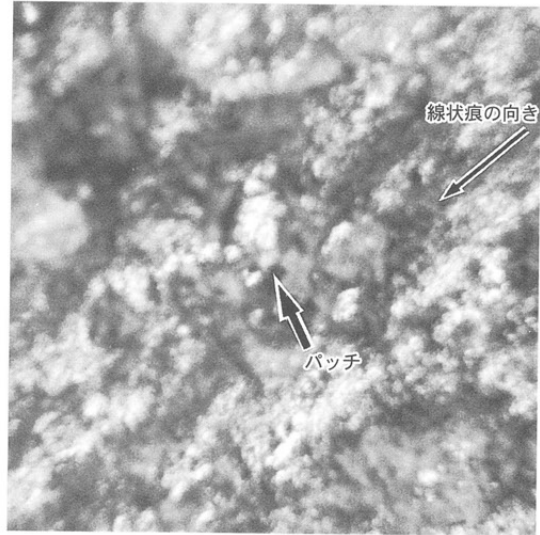
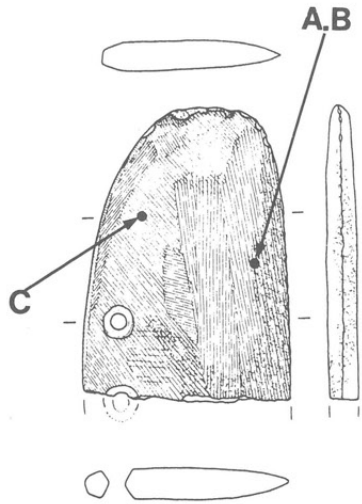
磨製石包丁

外湾刃杏仁形


SB1264

PL96-5


PL229-33



A 刃部の研磨痕と摩耗・光沢痕 × 50

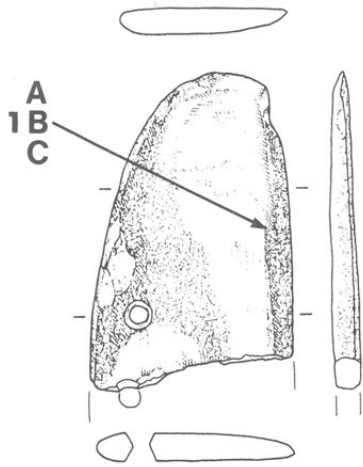


B 刃部の研磨痕と摩耗・光沢痕 (Aの拡大) × 100



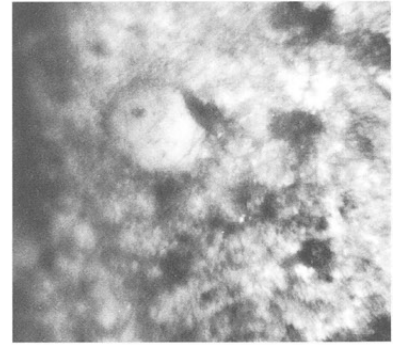
C 基部の摩耗・光沢痕 × 100

第276図
磨製石包丁
外湾刃杏仁形
SD100
PL150-105
PL229-32

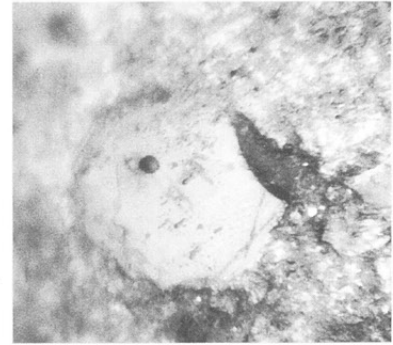


1A × 50

- 1A.刃部の摩耗・光沢痕
- 1B.刃部の摩耗・光沢痕(1Aの拡大)
- 1C.刃部の摩耗・光沢痕(1Bの拡大)



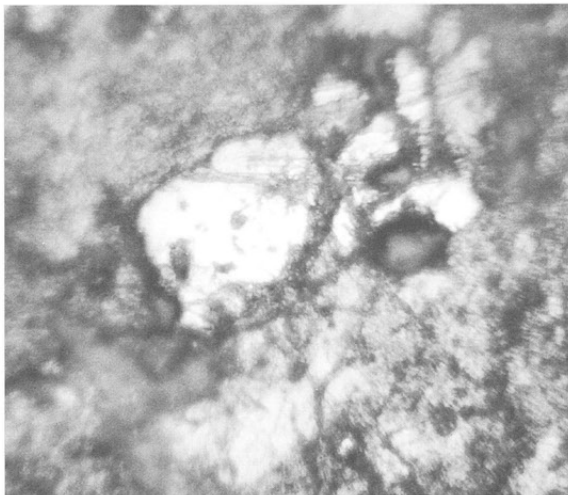
1B × 100



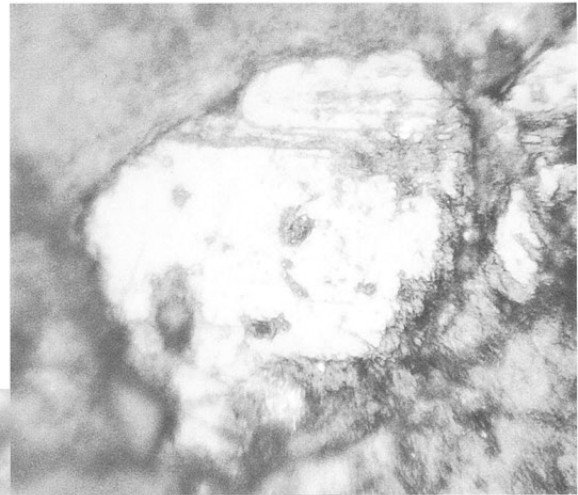
1C × 200

磨製石包丁
外湾刃杏仁形
SD100, PL230-38


- 2A.刃部の摩耗・光沢痕
- 2B.刃部の摩耗・光沢痕(2Aの拡大)
- 2C.穴部の紐づれ痕



2A × 100

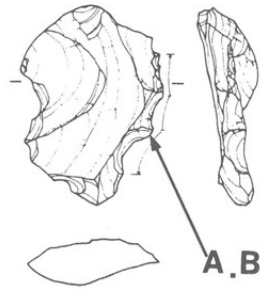


2B × 200

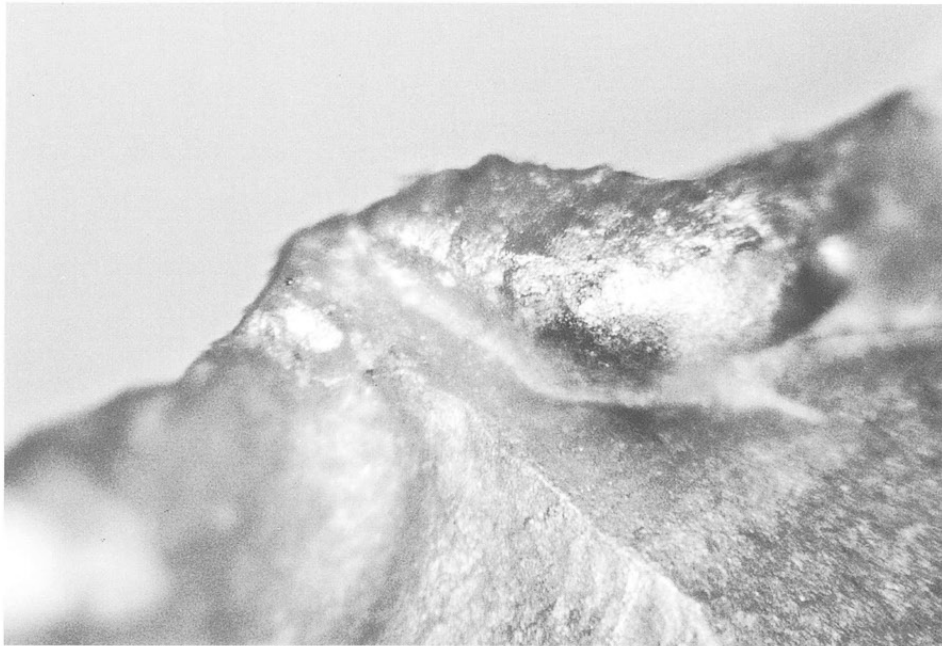


2C × 100

第277図
小形刃器
2c類
SB268
PL10-8

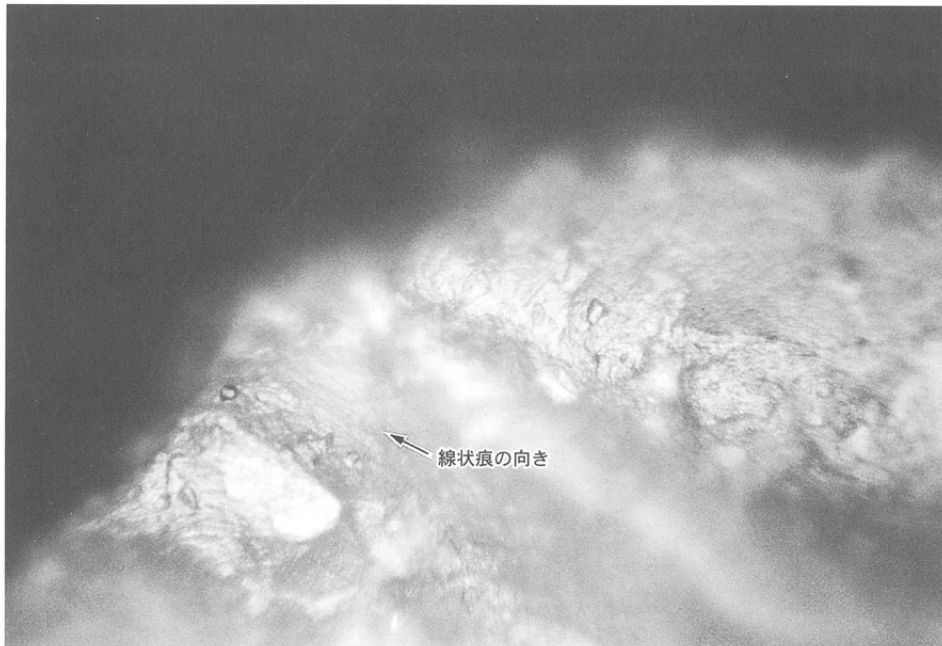


A.刃縁の摩耗・光沢痕・線状痕
B.刃縁の摩耗・光沢痕・線状痕(Aの拡大)



A


×100



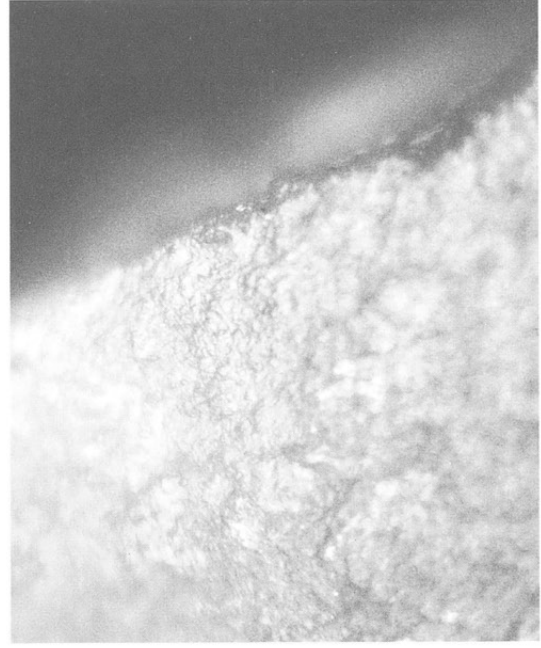
B

×200

第278図




A × 100

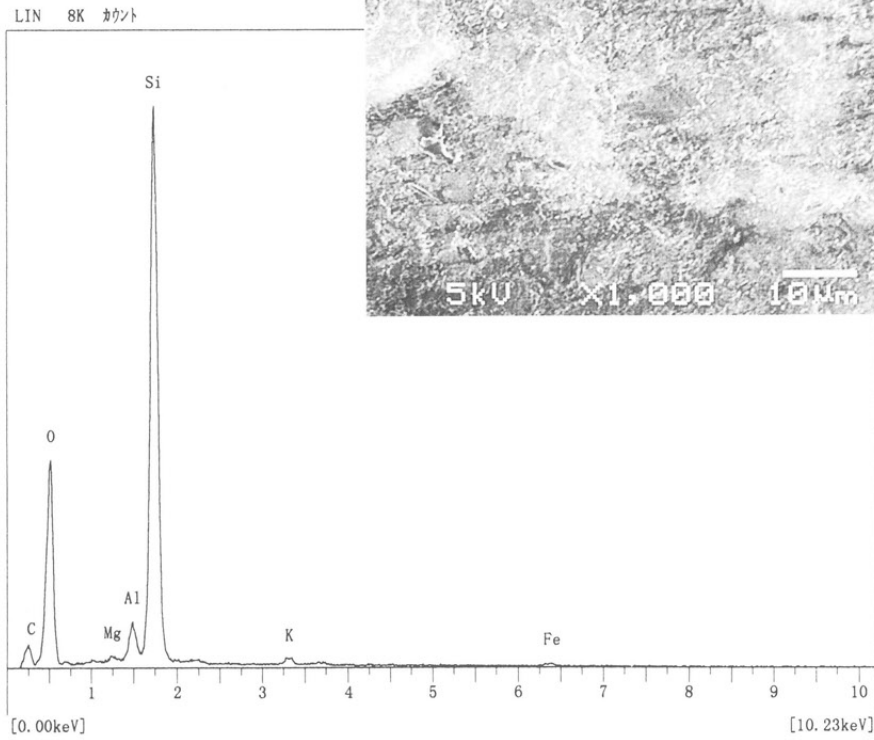


B × 200

小形刃器
2c 類
SB405
PL231-3



C × 1000



C. 刃部摩耗痕のEDX分析チャート

- A. 刃部の摩耗・光沢痕
- B. 刃部の摩耗・光沢痕(Aの拡大)
- C. 刃部の摩耗・光沢痕(SEM像)

第279図

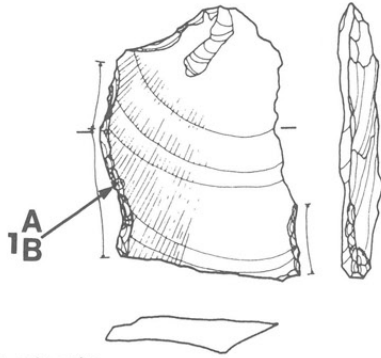
小形刃器

6a・6c類

SB316

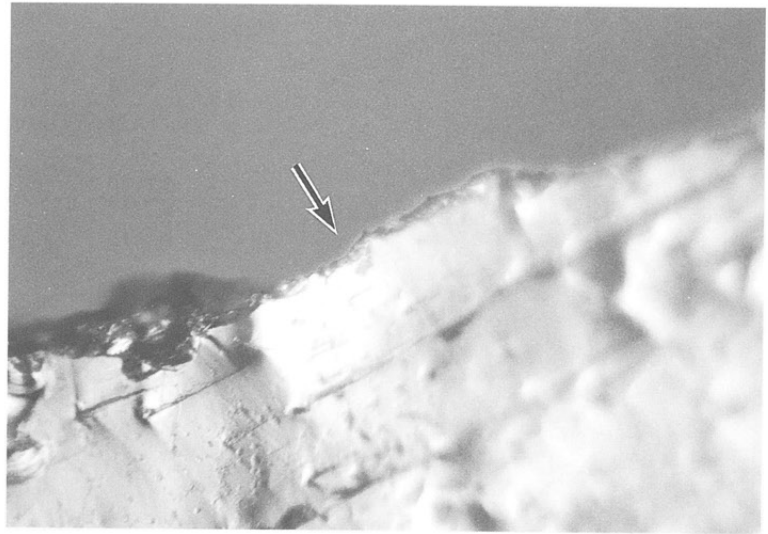
PL27-15

PL231-19



1A.刃縁の潰れ

1B.刃縁の潰れ(1Aの拡大)



1A

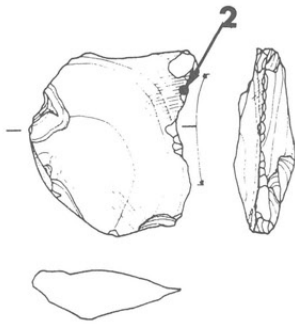
×100

小形刃器

6c類

VU11

PL231-14




2.刃縁の潰れ・微小剥離痕



1B

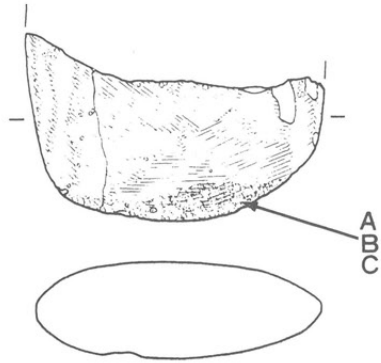
×200



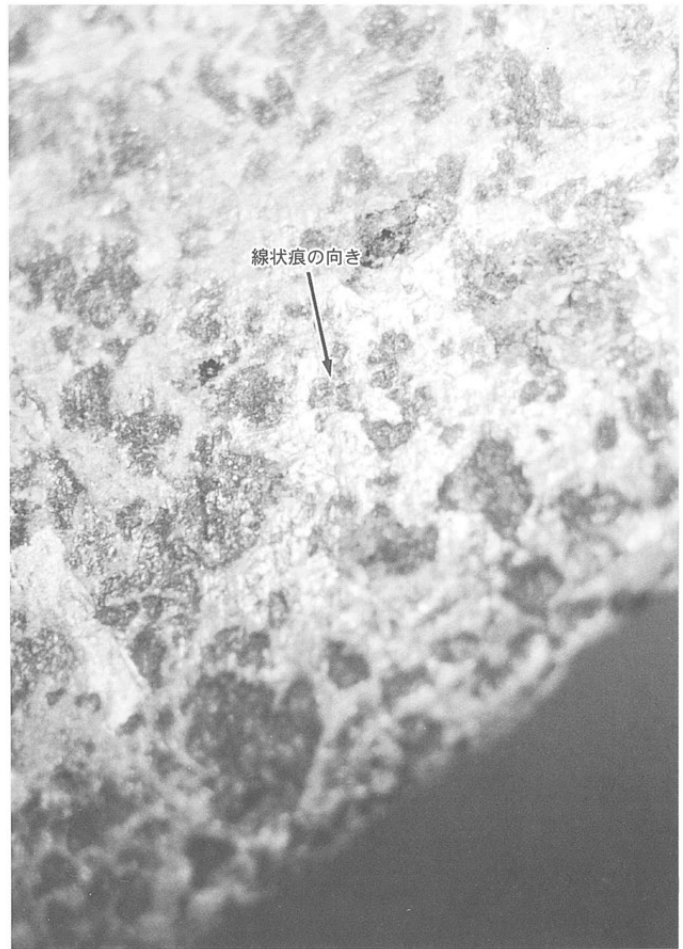
2

×100

第280図
太型蛤刃石斧
I a'類
SD12



A. 刃部の摩耗・光沢痕
B. 刃部の摩耗・光沢痕(Aの拡大)
C. 刃部の摩耗・光沢痕(Bの拡大)




A

×10



B

×22.5



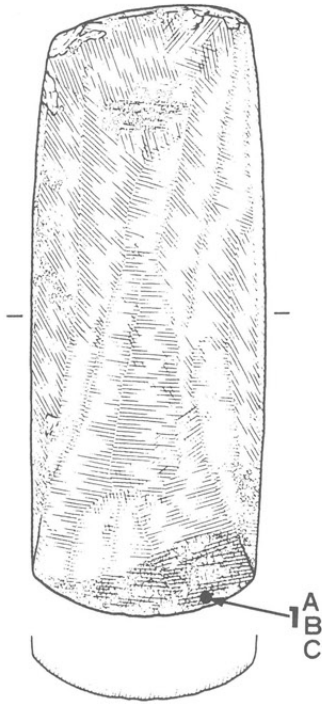
C

×60


第281図

太型蛤刃石斧

I b'類
I P12
PL234-15



1A. 刃部の摩耗・光沢痕 ×10



1B. 刃部の摩耗・光沢痕 (1Aの拡大) ×37.5



1C. 刃部の摩耗・光沢痕(1Bの拡大) ×60

1B. 刃部の摩耗・光沢痕 (1Aの拡大)

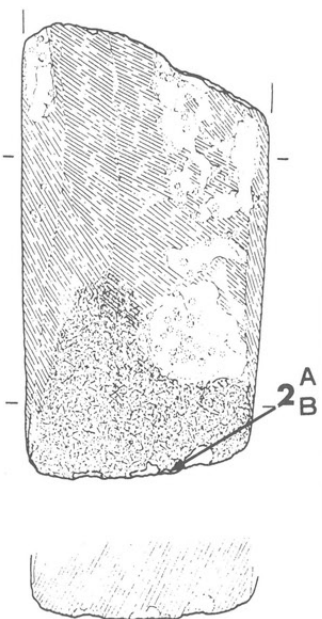
1C. 刃部の摩耗・光沢痕(1Bの拡大)

太型蛤刃石斧

(I b')類

SB401

PL45-4 PL233-13



2A. 刃部の摩耗・線状痕・微細剥離痕 ×10



2B. 刃部の摩耗・線状痕・微細剥離痕(2Aの拡大) ×15

2A. 刃部の摩耗・線状痕・微細剥離痕

2B. 刃部の摩耗・線状痕・微細剥離痕(2Aの拡大)

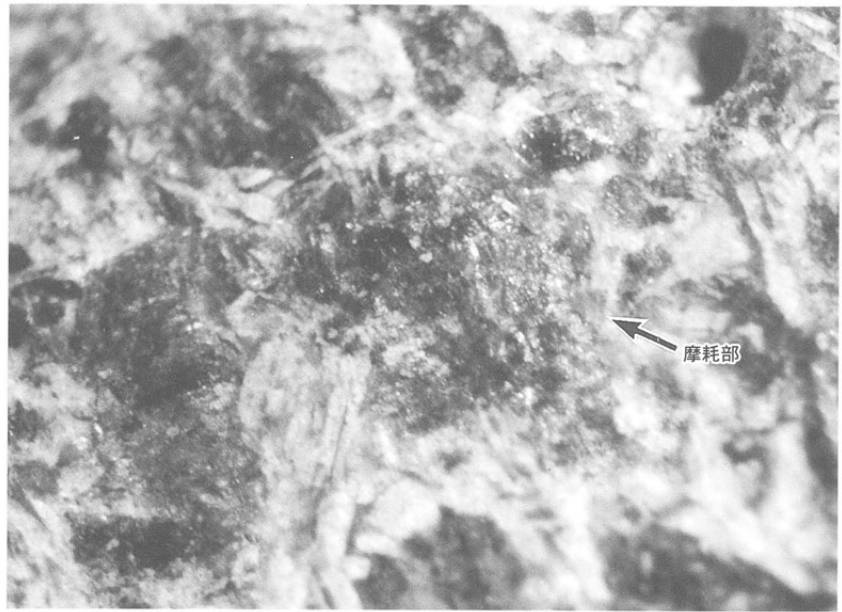
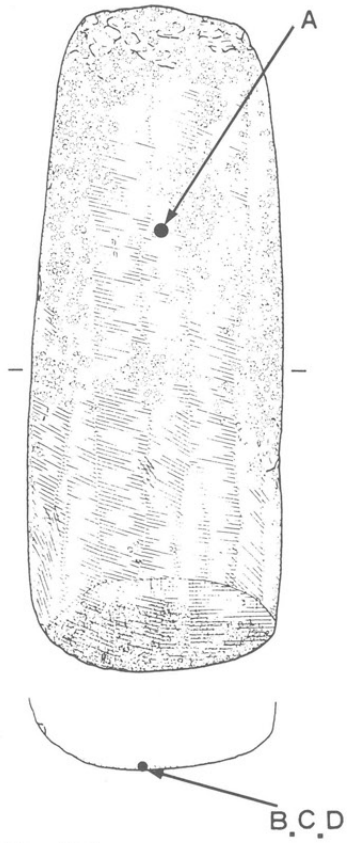
第282図

太型蛤刃石斧

I b'類


VG20

PL234-16



A

×30



B

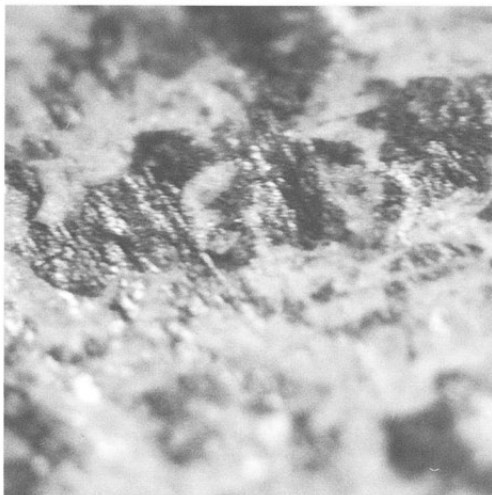
×10

A. 基部の摩耗痕

B. 刃部の摩耗・線状痕・光沢痕

C. 刃部の摩耗・線状痕・光沢痕(Bの拡大)

D. 刃部の摩耗・線状痕・光沢痕(Cの拡大)



C

×22.5



D

×52.5

第283図

太型蛤刃石斧

I b'類

SB265


PL8-7

PL234-17


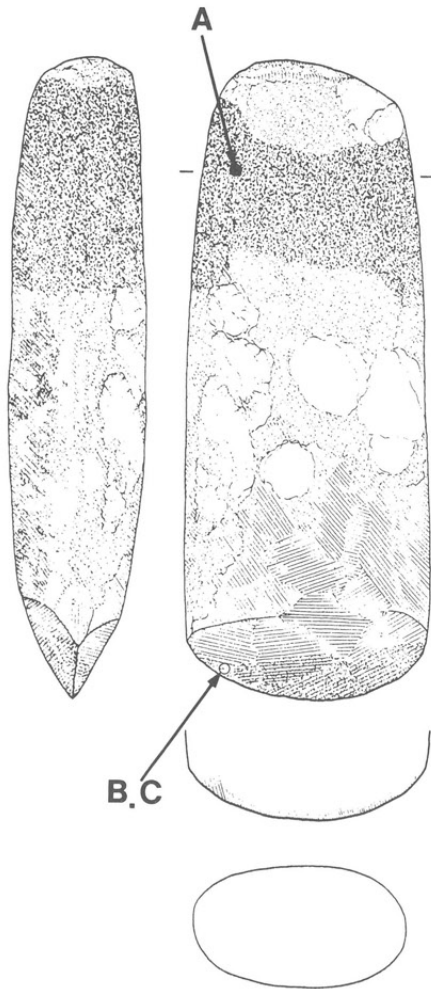
A. 基部の装着痕・タール状付着物

B. 刃縁の摩耗・線状痕

C. 刃縁の摩耗・線状痕(Bの拡大)



A




B




C


第284図
 太型蛤刃石斧
 Ic'類
 SB1284
 PL101-5
 PL235-23




A. 基部の摩耗痕 × 22.5



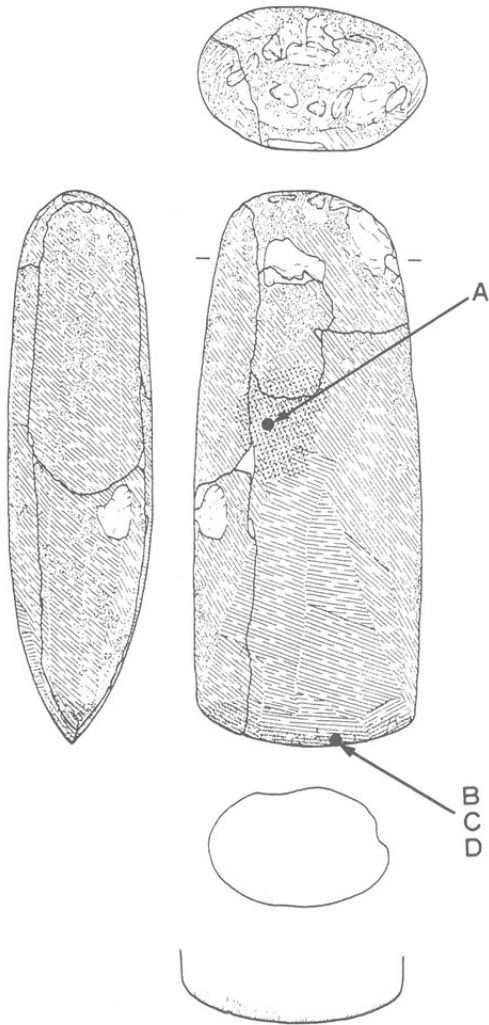
B. × 10



C. × 30



D. × 60


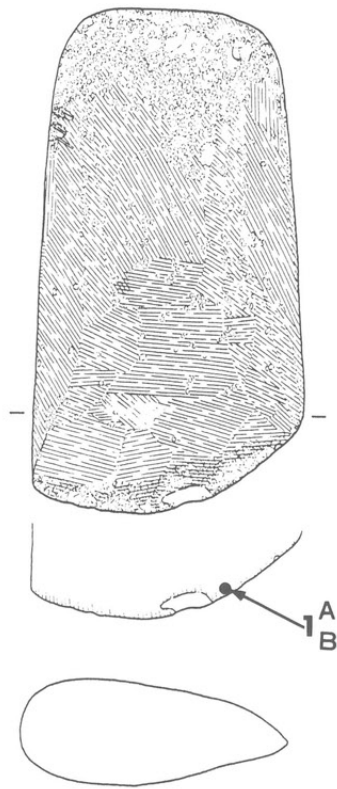


B. 刃縁の摩耗・光沢痕
 C. 刃縁の摩耗・光沢痕(Bの拡大)
 D. 刃縁の摩耗・光沢痕・線状痕(Cの拡大)

第285図


太型蛤刃石斧

I c'類
SB1181
PL87-8
PL236-32



1A

× 10



1B

× 22.5

1A.刃縁の摩耗・線状痕

1B.刃縁の摩耗・線状痕(1Aの拡大)

太型蛤刃石斧

I c'類
II E12・17
SB1151
PL236-34


2A.刃部付近の摩耗・光沢痕

2B.刃部付近の摩耗・光沢痕(2Aの拡大)



2A

× 15

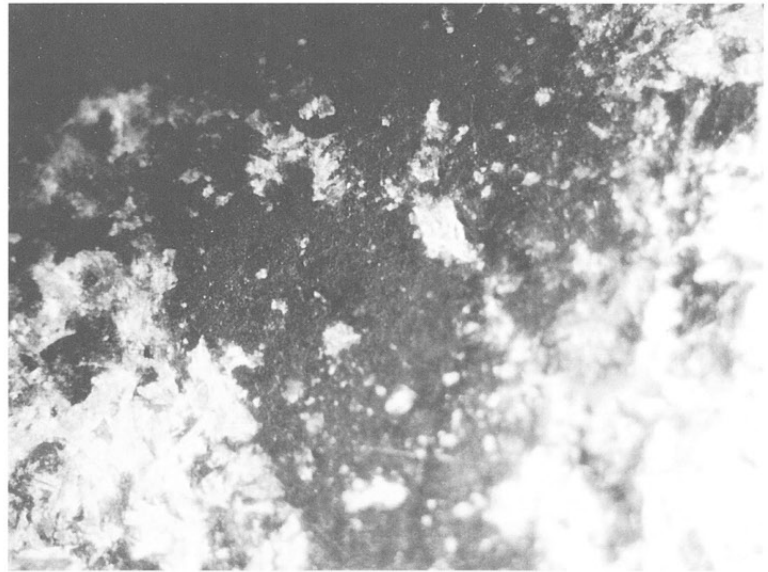
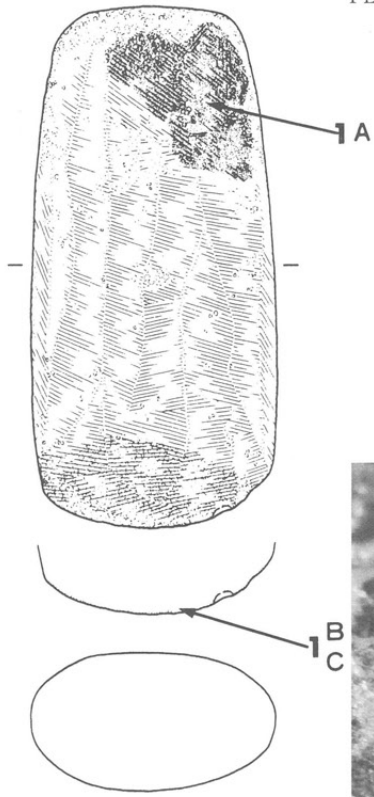


2B

× 45

第286図


太型蛤刃石斧
I c'類
I F14
PL235-21



1A 「タール状」付着物 × 10

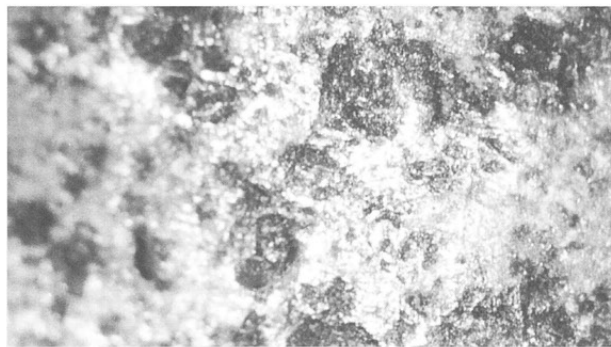
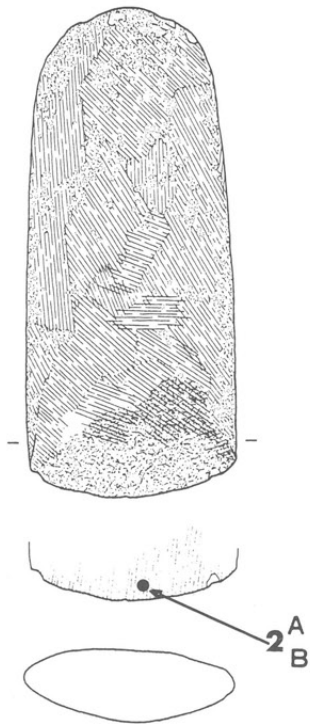


1B 刃部の摩耗・線状痕 × 15



1C 1C.刃部の摩耗・線状痕(1Bの拡大) × 30

太型蛤刃石斧
I c'類
SB319
PL28-7
PL236-30




2A 刃部付近の摩耗・光沢痕 × 10




2B 刃部付近の摩耗・光沢痕(2Aの拡大) × 45

第287図 太型蛤刃石斧
I d'類 SB1259 PL93-4、PL237-44




1A 1A.基部側辺部の摩耗・光沢痕 ×30



1C 1C.刃縁の摩耗・線状痕 ×15




1B 1B.基部側辺部の摩耗・光沢痕(1Aの拡大) ×60



1D 1D.刃部の摩耗・線状痕(1Cの拡大) ×30

太型蛤刃石斧
(I d')類 SD100 PL151-119



2A 2A.刃縁の摩耗・光沢痕 ×10



2B 2B.刃縁の摩耗・光沢痕(2Aの拡大) ×22.5

第288図

扁平片刃石斧

II a類


SD100

PL152-126

PL242-51




1.刃部先端の摩耗・線状痕



1

×15



2A

×10

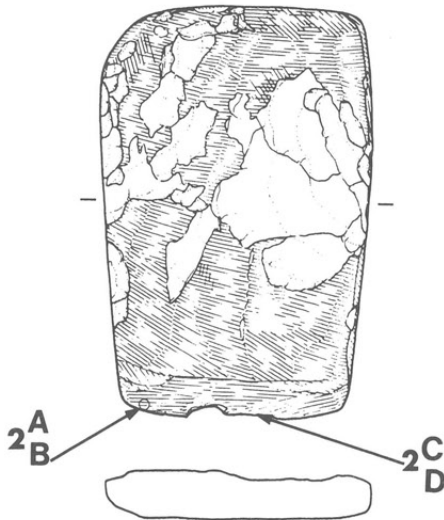
扁平片刃石斧

II a類

SB1113

PL69-11

PL242-49



2A.刃部先端の摩耗・線状痕

2B.刃部先端の摩耗・線状痕(2Aの拡大)

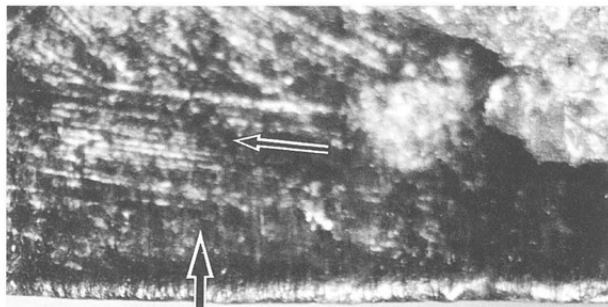
2C.刃部の摩耗・線状痕・研磨痕

2D.刃部の摩耗・線状痕



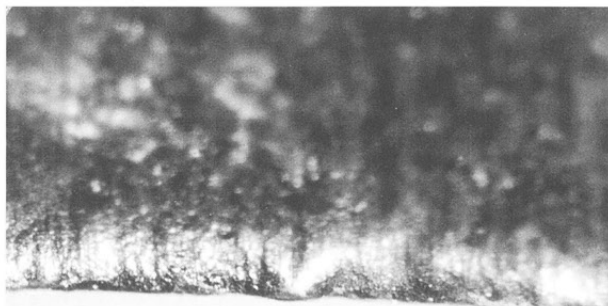
2B

×30



2C

×10

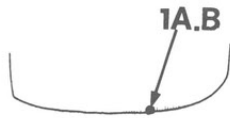
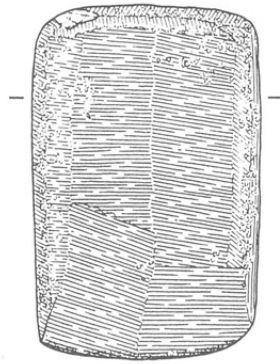


2D


×30

第289図
扁平片刃石斧


II b₁類
SB1258
PL92-8
PL242-55



1A.刃部先端の摩耗・線状痕
1B.刃部先端の摩耗・線状痕
(1Aの拡大)



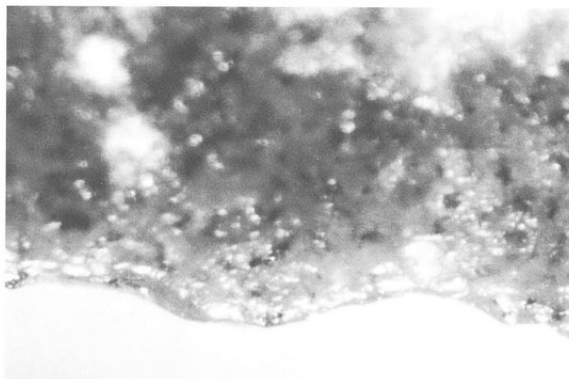

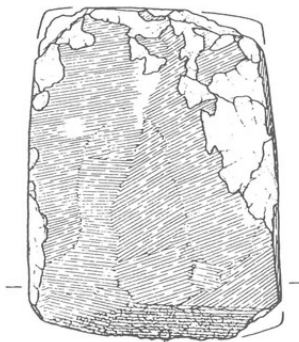
1A ×10



1B ×22.5

扁平片刃石斧

II b₁類
SB273
PL11-12
PL243-60

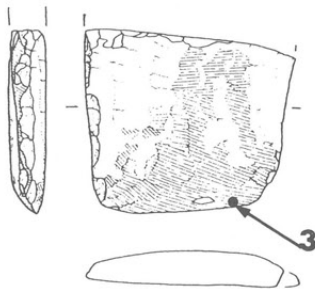


2 ×10


扁平片刃石斧

II b 類?
SB265
PL8-9
PL243-65

2.刃部先端の摩耗痕

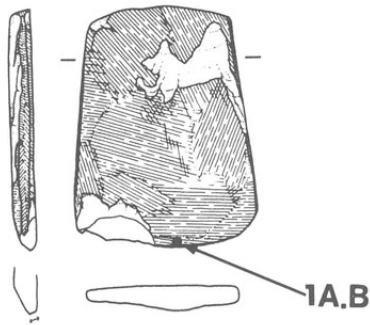


3.刃部先端の摩耗・線状痕

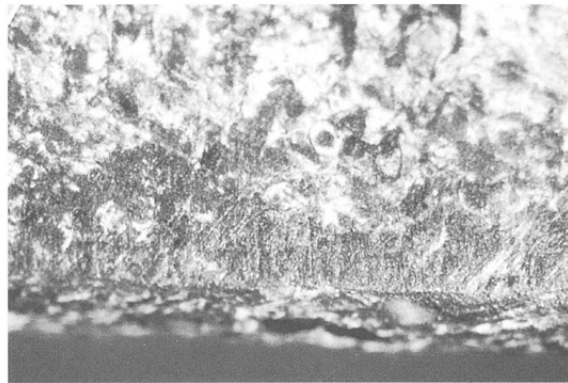


3 ×22.5


第290図
 扁平片刃石斧
 II b₂類
 SB260
 PL5-5
 PL244-69



1A.刃部先端の摩耗・線状痕
 1B.刃部先端の摩耗・線状痕(1Aの拡大)

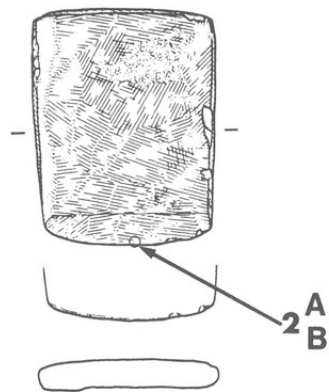


1A ×15




1B ×30


扁平片刃石斧
 II b₂類
 IIN 2
 PL244-78



2A.刃部の摩耗・線状痕
 2B.刃部の摩耗・線状痕(2Aの拡大)



2A ×10

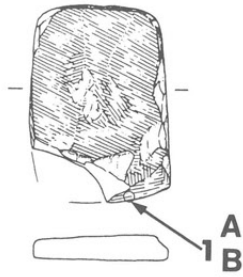


2B ×30

第291図

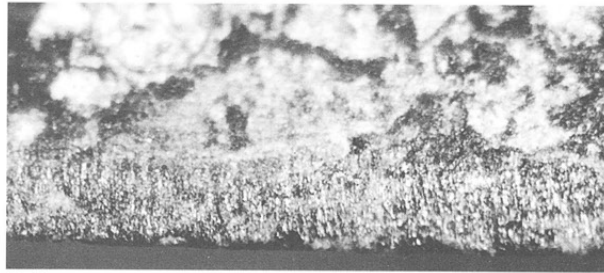
扁平片刃石斧

II c類
SB1280
PL99-2
PL244-83




1A.刃部先端の摩耗・線状痕

1B.刃部先端の摩耗・線状痕(1Aの拡大)



1A

× 22.5

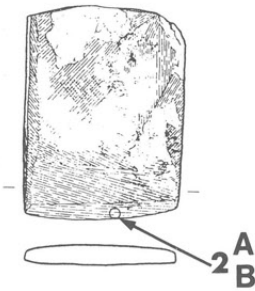


1B

× 45

扁平片刃石斧

II c類
SK352
PL117-7
PL244-86



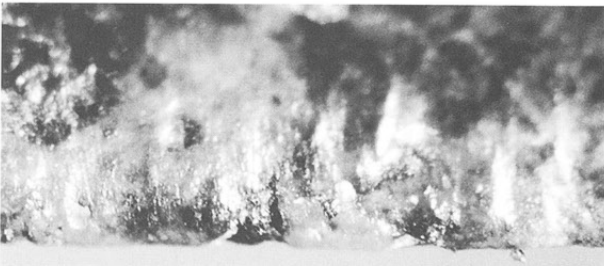
2A.刃部の摩耗・線状痕

2B.刃部の摩耗・線状痕(2Aの拡大)



2A

× 10

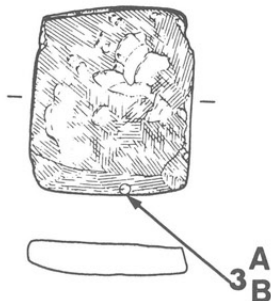


2B

× 30


扁平片刃石斧

II c類
VK24
PL244-87




3A.刃部先端の摩耗・線状痕

3B.刃部先端の摩耗・線状痕(3Aの拡大)



3A

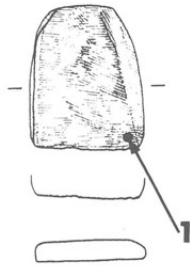
× 10



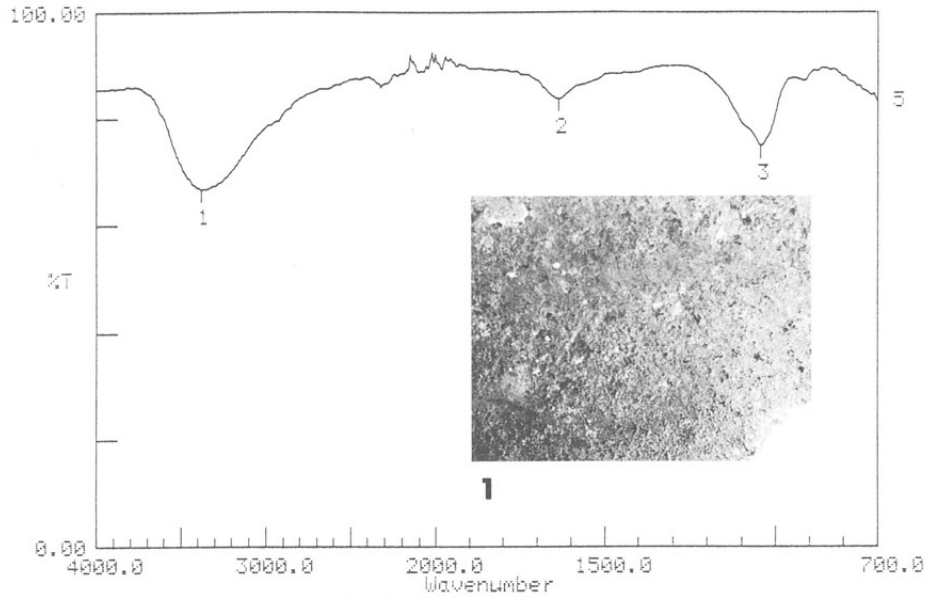
3B

× 30

第292図
扁平片刃石斧
II e類
SB1118

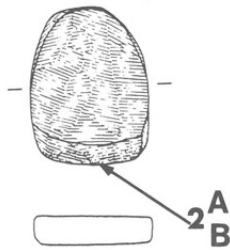


1. 「タール状」付着物



1. 刃部付着物のFT-IR分析チャート

扁平片刃石斧
II e類
VQ 4
PL245-100



2A. 刃部付近の摩耗痕
2B. 刃部付近の摩耗痕(2Aの拡大)



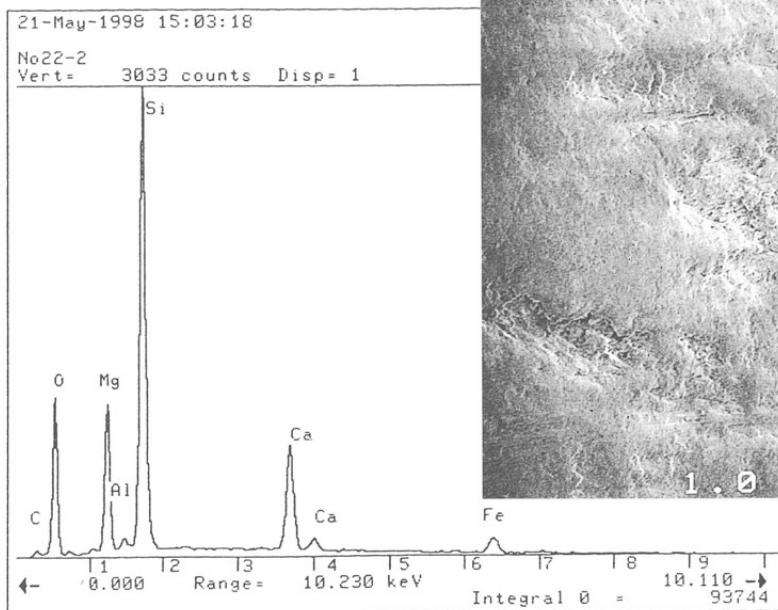
2A

×100



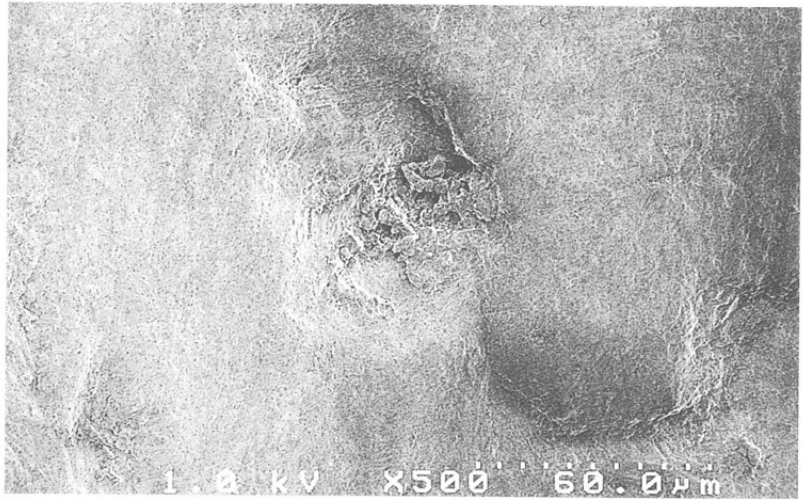
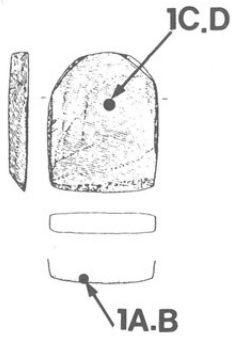
2B

×1000




2B. 刃部摩耗痕のEDX分析チャート

第293図
 扁平片刃石斧
 II e類
 SBH58
 PL112-1
 PL245-102



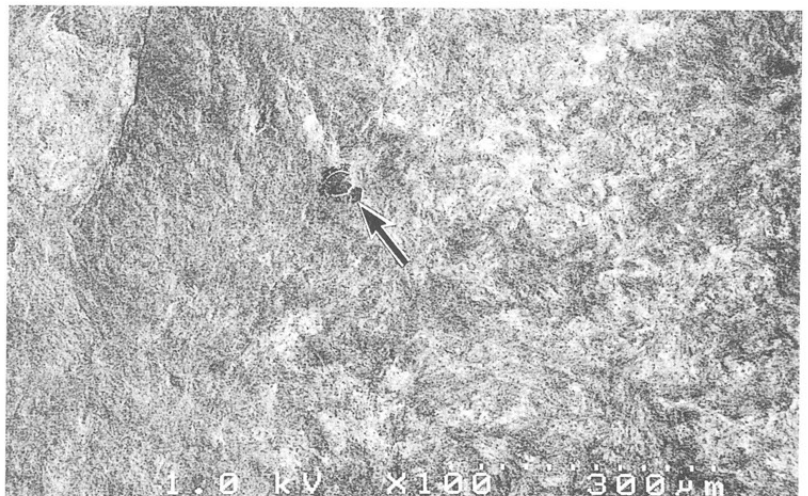
1A

×500



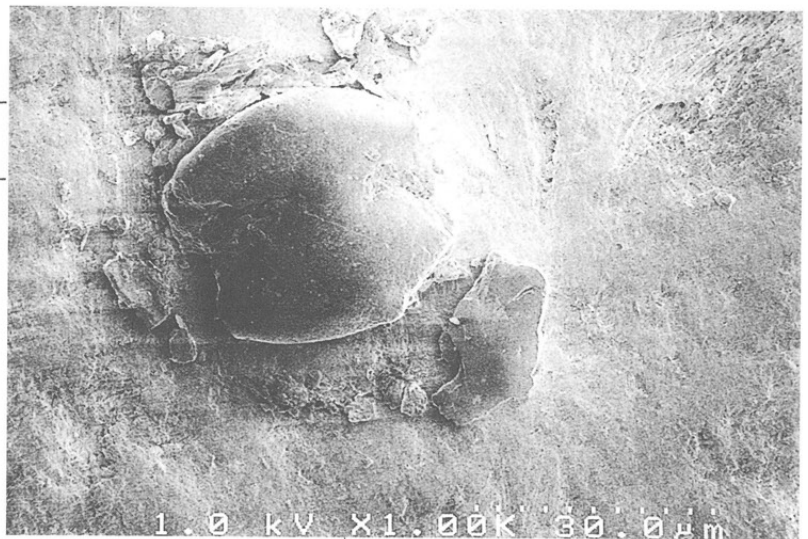
1B

×10



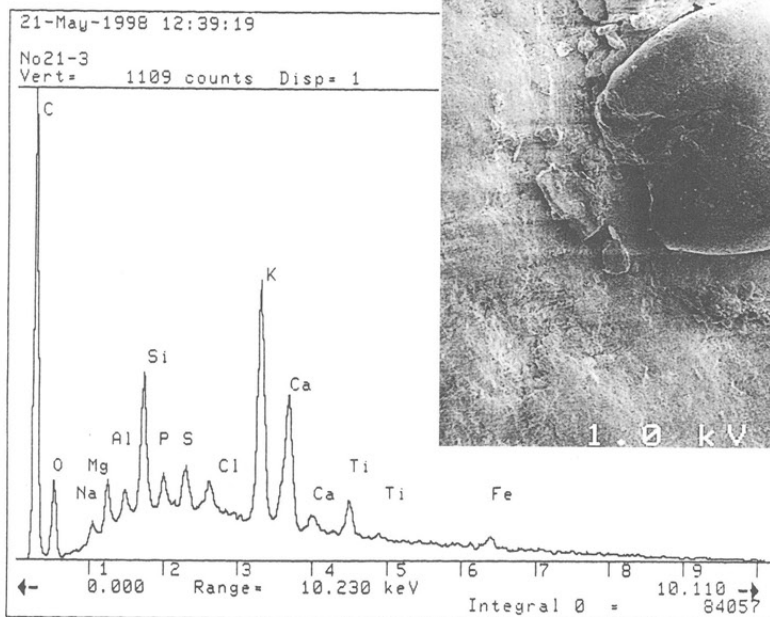
1C

×100



1D

×1000



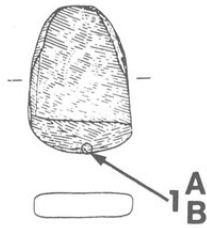
1D. 基部附着物のEDX分析チャート

- 1A. 刃部先端の摩耗痕(SEM像)
- 1B. 刃部先端の摩耗・線状痕
- 1C. 基部の研磨痕(SEM像)
- 1D. 基部の附着物(SEM像)


第294図

扁平片刃石斧


II e類
SB1282
PL99-18
PL245-101



1A. 刃部の摩耗痕
1B. 刃部の摩耗痕(1Aの拡大)



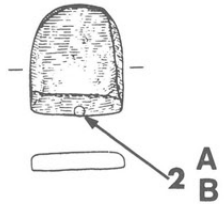
1A × 10



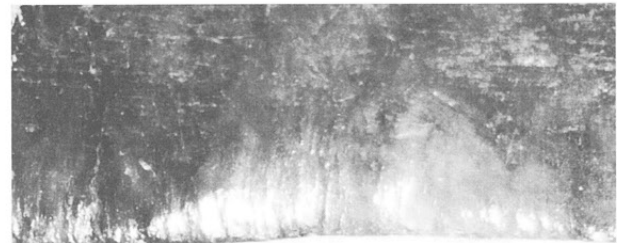
1B × 30

扁平片刃石斧


II e類
IV Y 8
PL245-105



2A. 刃部の摩耗・線状痕
2B. 刃部の摩耗・線状痕 (2Aの拡大)



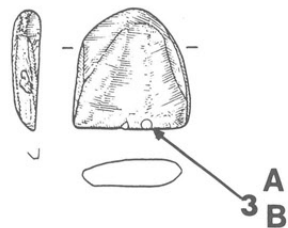
2A × 10



2B × 22.5

扁平片刃石斧


II e類
SD12
PL129-93
PL245-103



3A. 刃部の摩耗・線状痕
3B. 刃部の摩耗・線状痕 (3Aの拡大)



3A × 10



3B × 30



第295図

扁平片刃石斧

II d類


V L24

PL245-94



1A

× 50



1B

× 100

1A.刃部の摩耗痕

1B.刃部の摩耗痕(1Aの拡大)

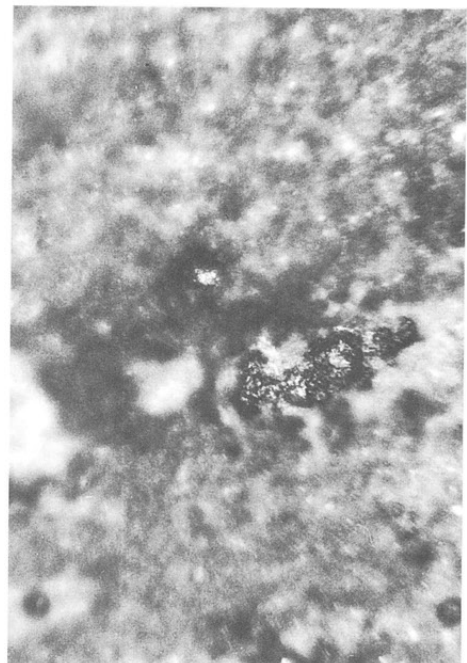
1C.基部の漆状附着物

1D.基部の漆状附着物(1Cの拡大)



1C

× 50



1D

× 100

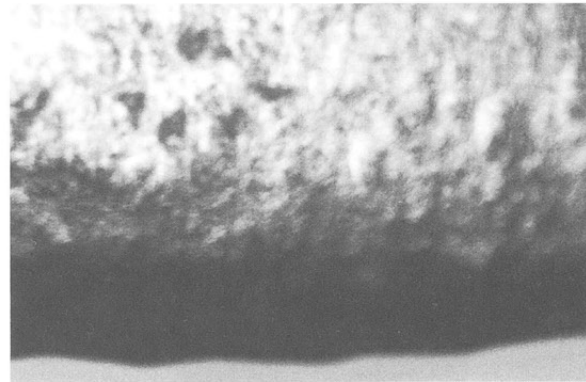
第296図
ノミ状石器
II f 類
SB1253
PL92-3
PL260-51



1 × 100

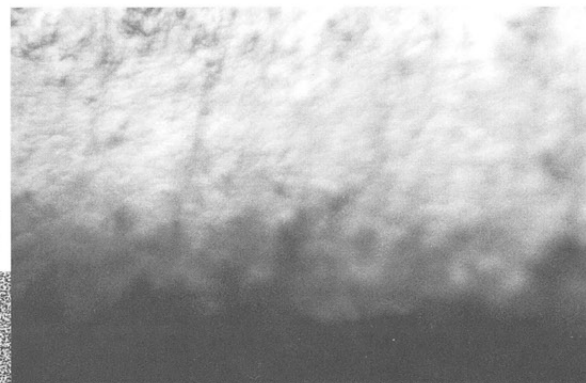
1. 刃部先端の摩耗・線状痕

ノミ状石器
II f 類
I B10
PL260-48




2A × 50

2A. 刃部先端の摩耗・線状痕
2B. 刃部先端の摩耗・線状痕(2Aの拡大)
2C. 刃部の研磨面 (SEM 像)



2B
× 100




2C × 100

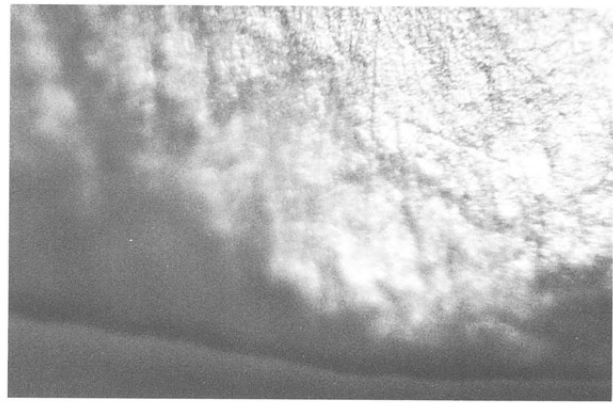
第297図

ノミ状石器

II e類
SD30
PL137-8
PL260-41

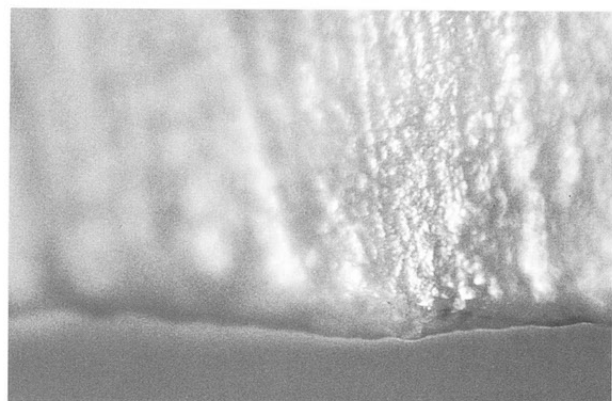


1. 刃部先端の摩耗・線状痕



1

×100



2A

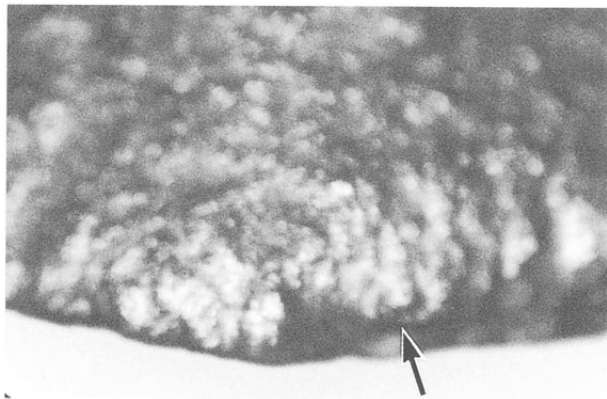
×100

ノミ状石器

II f類
SB1280
PL99-3
PL260-47



2A,B,C



2B

×100

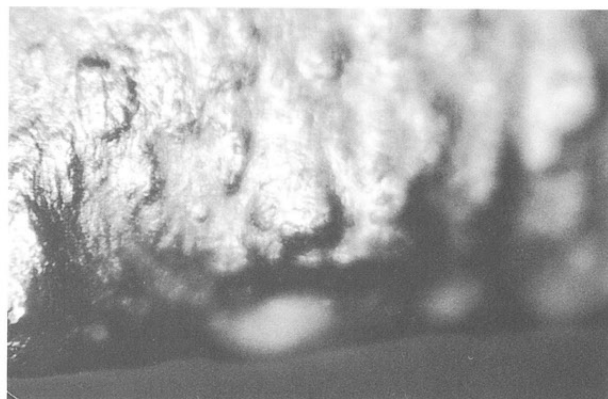
2A. 刃部先端の摩耗・線状痕

2B. 刃部先端の摩耗・線状痕

光沢痕

2C. 刃部先端の摩耗・線状痕

光沢痕(2Bの拡大)



2C

×200

第298図

ノミ状石器

II f 類
SB1259
PL93-5
PL260-52



A

×200

- A. 刃部先端の摩耗・線状痕
- B. 刃部先端の摩耗・線状痕(AのSEM像)
- C. 刃部先端の摩耗・線状痕
- D. 刃部先端の摩耗・線状痕(Cの拡大)



B

×100



C

×100




D

×1000

第299図
ノミ状石器
II e類
VU20
PL260-42



1. 刃部先端の摩耗・線状痕



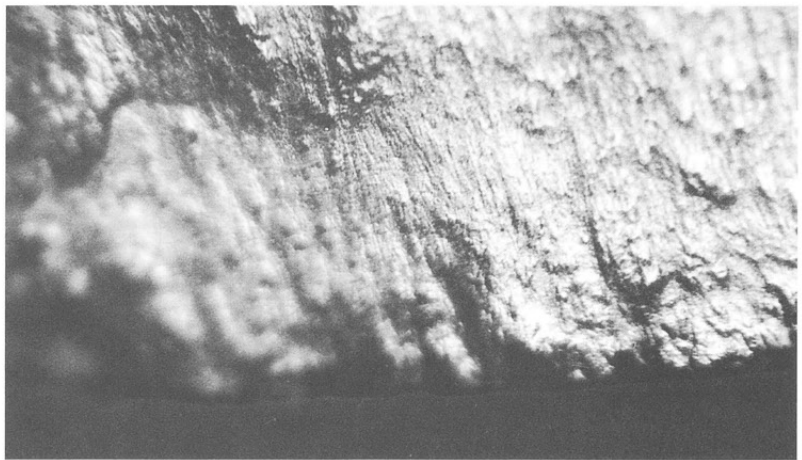
1

×100

ノミ状石器
II f類
SB422
PL56-14
PL260-43


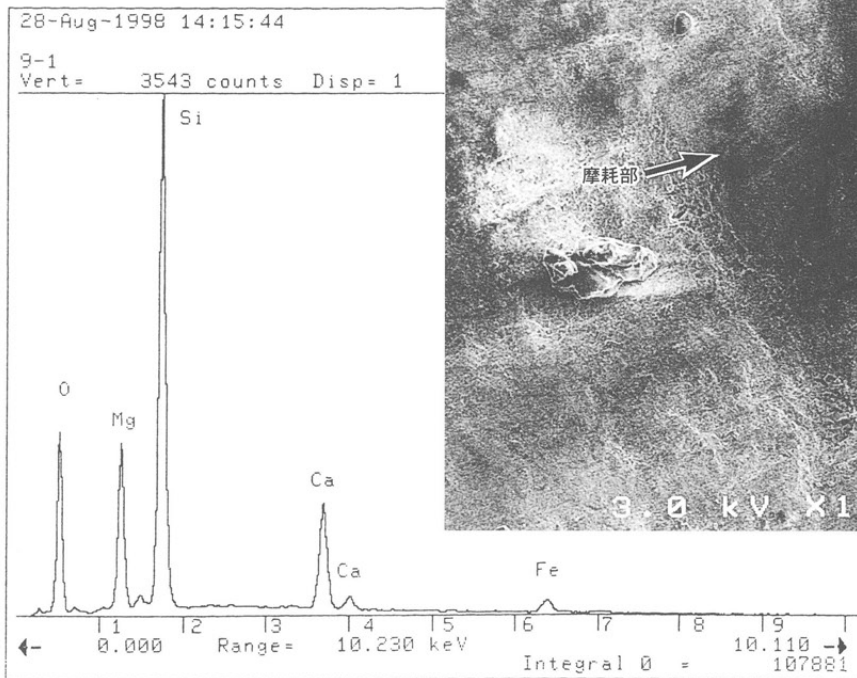


2A. 刃部先端の摩耗・線状痕・光沢痕
2B. 刃部付近の摩耗痕



2A

×100

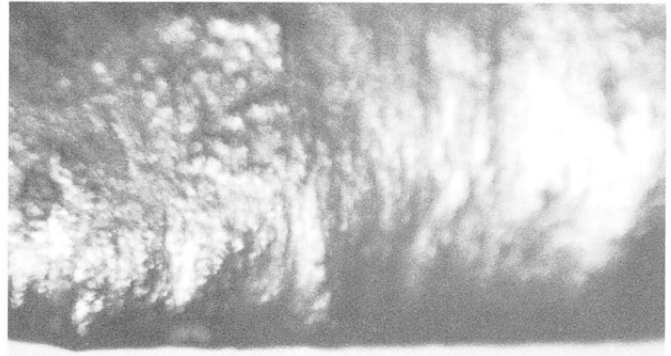


2B

×1000


2B. 刃部摩耗痕のEDX分析チャート

第300図
ノミ状石器
II f 類
SB422
PL56-13
PL260-54



1A

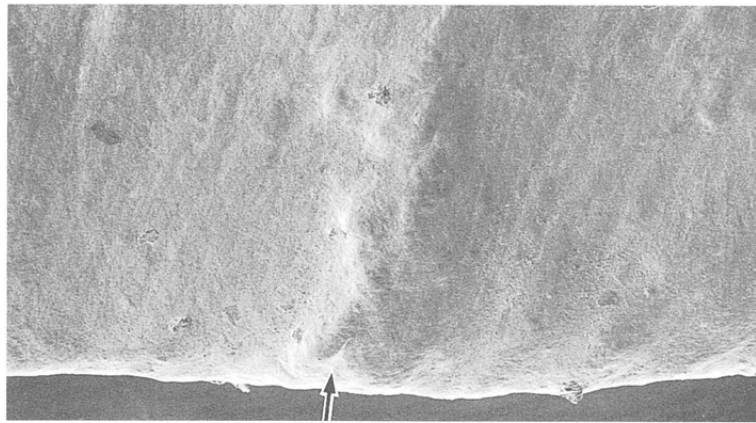
× 5 0



1B


× 1 0 0

- 1A.刃部先端の摩耗・線状痕
- 1B.刃部先端の摩耗・線状痕(1Aの拡大)
- 1C.刃部先端の摩耗・線状痕(1BのSEM像)
- 1D.刃部先端の摩耗痕(1Cの拡大)



1C

× 1 0 0



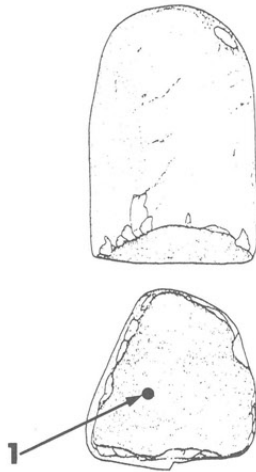
1D

× 1 0 0 0

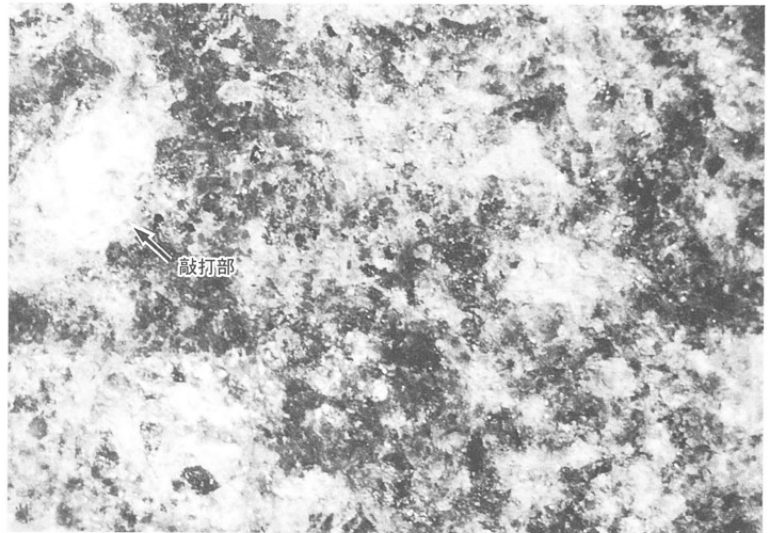
第301図

石槌

SB1156
PL83-13
PL246-3



1. 摩耗面「鏡面状」

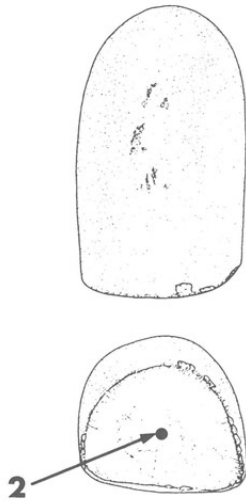


1


×30

石槌

SB265
PL8-11
PL246-2



2. 摩耗面「鏡面状」

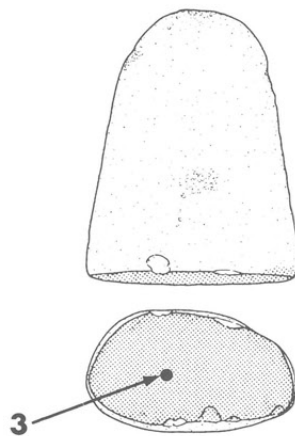


2


×15

石槌

SB1120
PL246-1



3. 摩耗面「鏡面状」
と赤色粉状附着物



3

×10

第302図

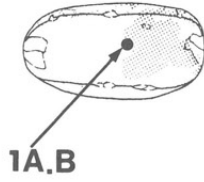
石槌

蛤刃石斧転用(1a'類)

SB1146

PL82-9

PL247-14



1A.B

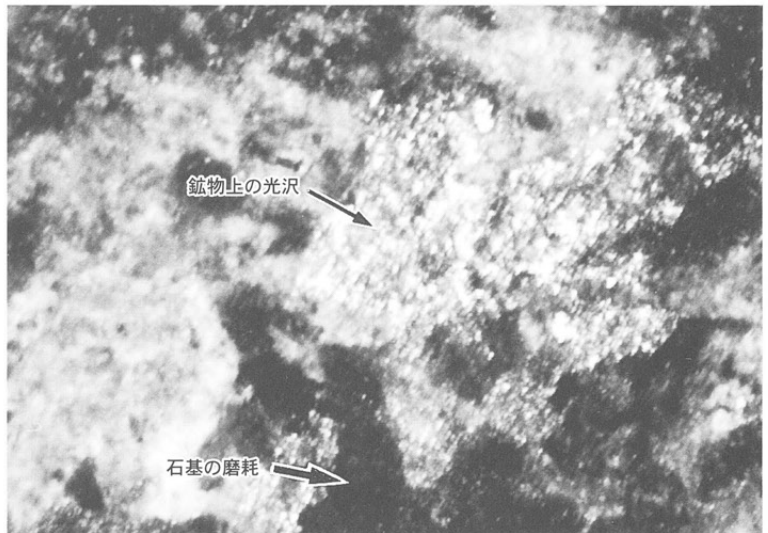
1A. 摩耗面「鏡面状」

1B. 摩耗面(1Aの拡大)



1A

×37.5



1B

×60

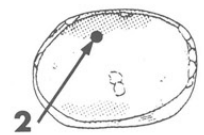
石槌

蛤刃石斧転用(1a'類)

SB1168

PL86-2


PL247-12



2

2. 磨耗面「鏡面状」

と赤色粉状附着物



2

×10

第303図

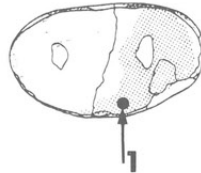
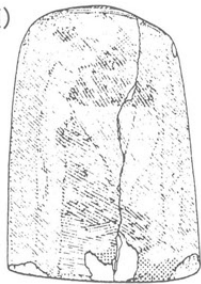
石槌

蛤刃石斧転用 (Ia'類)


SB320

PL28-12

PL249-26



1. 摩耗面「鏡面状」
と赤色粉状附着物



1

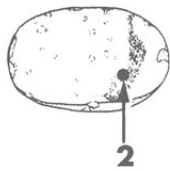
×10

石槌

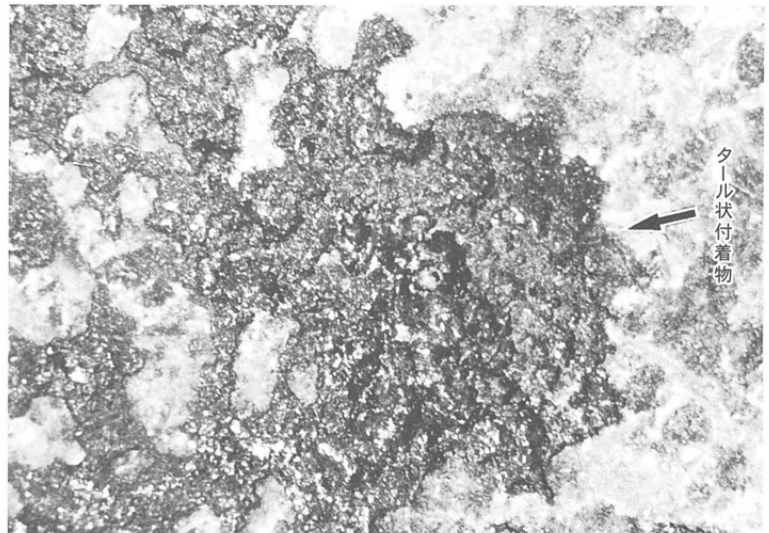
蛤刃石斧転用 (Ib'類)

I C 11

PL249-29



2. 摩耗面「鏡面状」
とタール状附着物



2

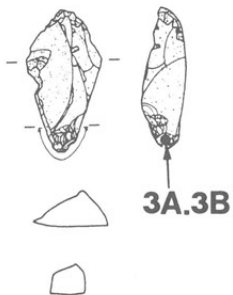
×10

石錐

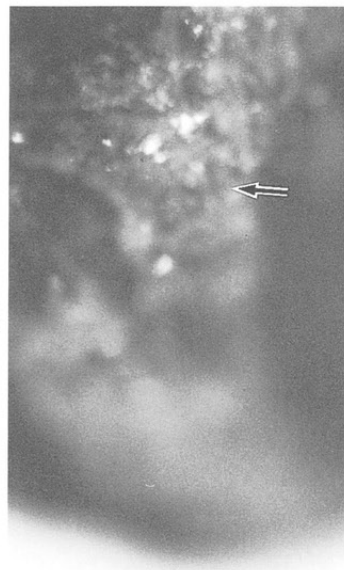
I 類

I P 15

PL251-7



3A.3B. 錐部の摩滅痕



3A

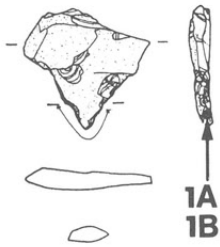
×50



3B

×100

第304図
石錐
2 A類
SK320

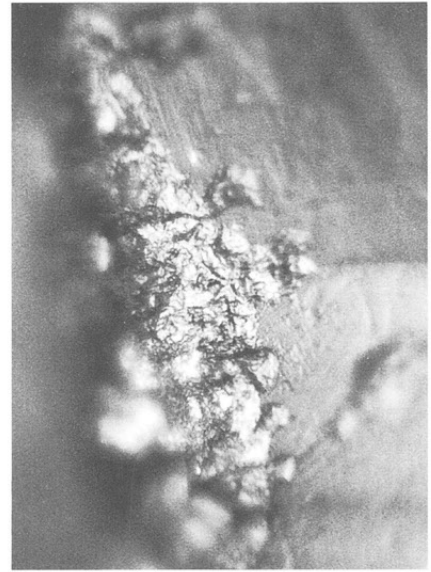


1 A. 錐部の摩滅と光沢痕
1 B. 錐部の摩滅と光沢痕(1Aの拡大)



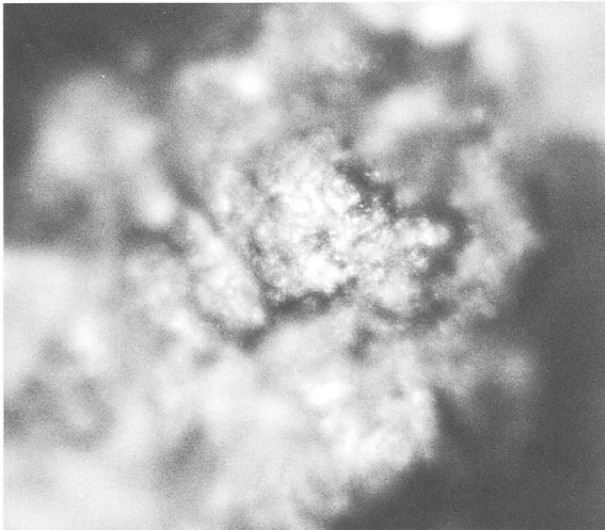
1A

×100



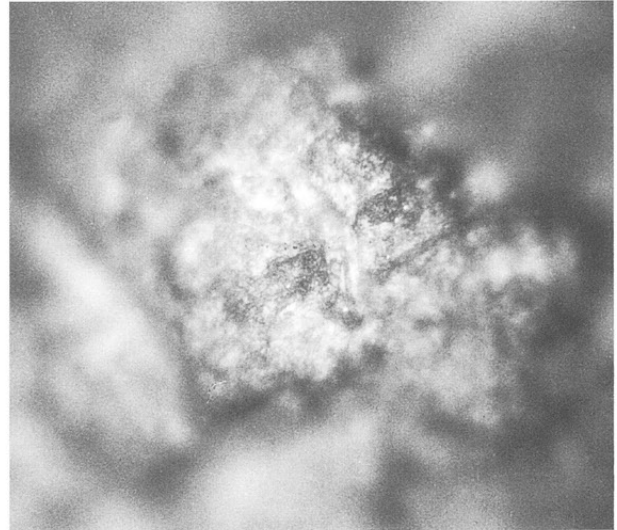
1B

×200



2A

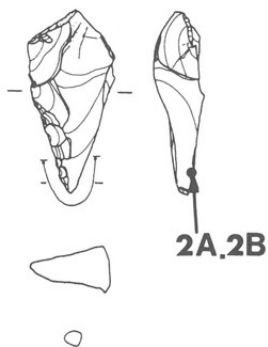
×100



2B

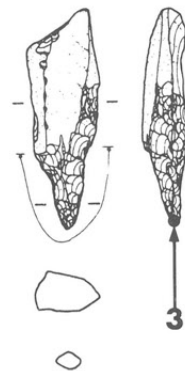
×200

石錐
2 A類
VD 2
PL251-12




2A. 錐部の摩耗痕
2B. 錐部の摩耗痕(2Aの拡大)

石錐
2 B類
I C 11
PL251-16



3. 錐部の摩耗・線状痕



3

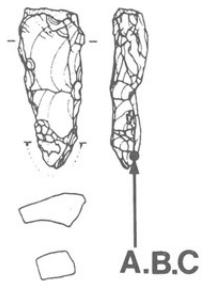
×100

第305図

石錐

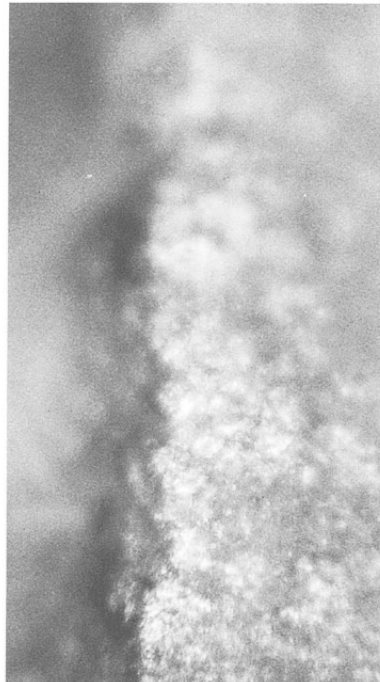
2 A類

VP13

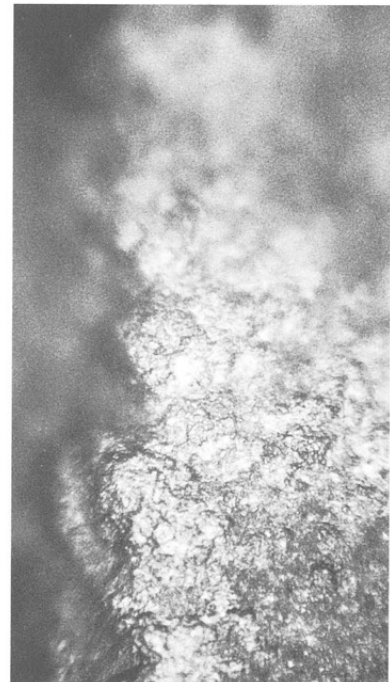


A. 錐部の摩耗・光沢痕

B. 錐部の摩耗・光沢痕(Aの拡大)




A ×100

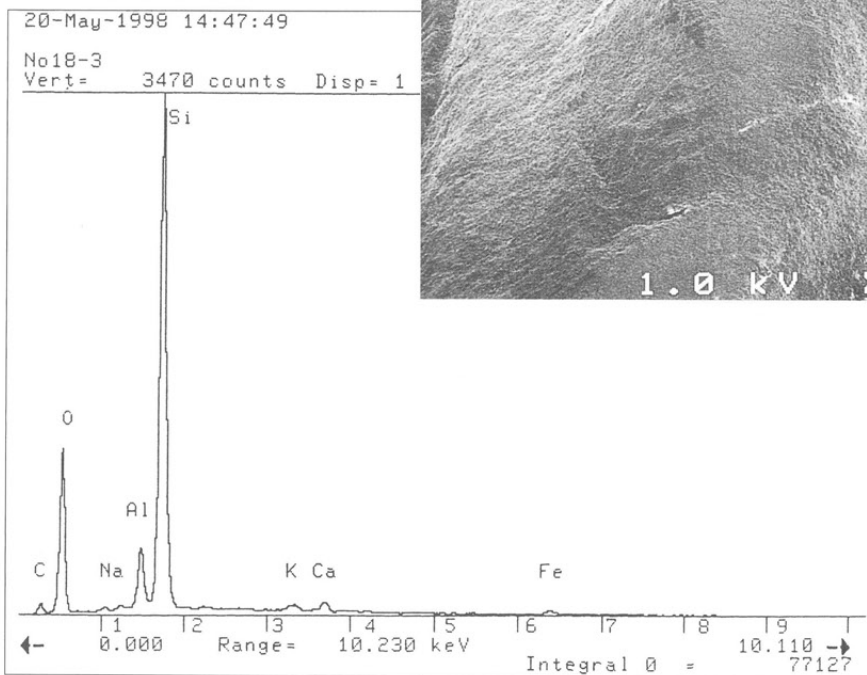


B ×200

C. 錐部の摩耗・光沢痕
(SEM像)



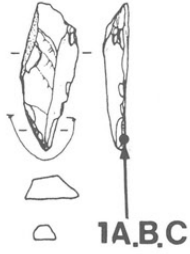
C ×100




C. 錐部摩耗痕のEDX分析チャート

第306図
石錐

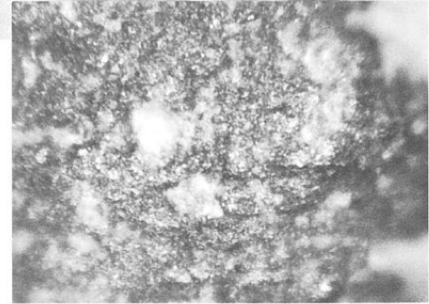
1類
SB405
PL51-11
PL251-5



1A 1A.錐部の摩耗・線状痕 ×10
1B.錐部の摩耗・線状痕(1Aの拡大)
1C.錐部の摩耗・線状痕(1Bの拡大)




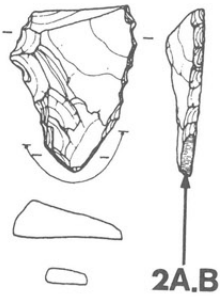
1B
×100



1C ×200

石錐

1類
SK1994
PL251-3



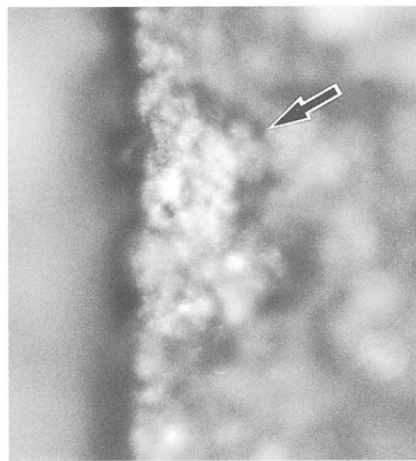
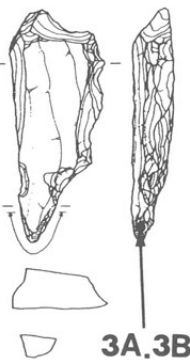
2A 2A.錐部の摩耗・線状痕 ×10



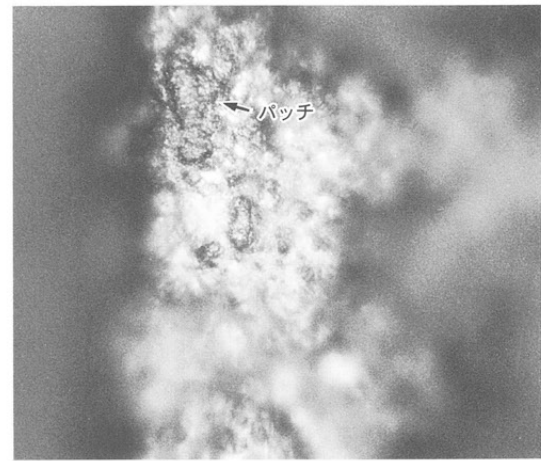
2B 2B.錐部の摩耗・線状痕(2Aの拡大) ×22.5

石錐

2A類
SB1136
PL74-12
PL251-15



3A 3A.錐部の摩耗・光沢痕 ×100


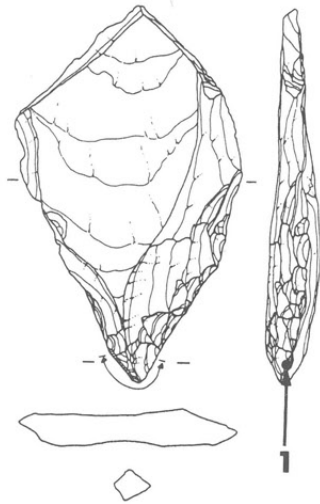


3B 3B.錐部の摩耗・光沢痕(3Aの拡大) ×200

第307図

石錐

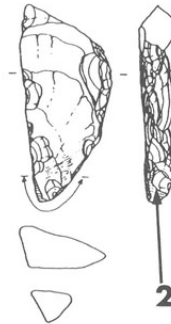
2 A類, SB287, PL17-18



1. 錐部の摩耗・線状痕と光沢痕 ×200

石錐


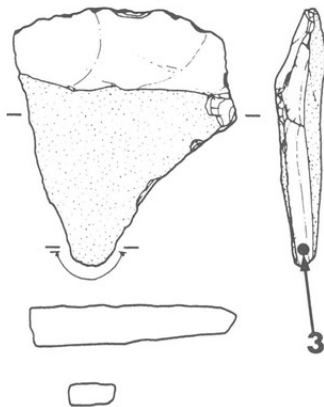
2 A類
SB287
PL17-17, PL251-11



2. 錐部の摩耗・線状痕と光沢痕 ×200

石錐


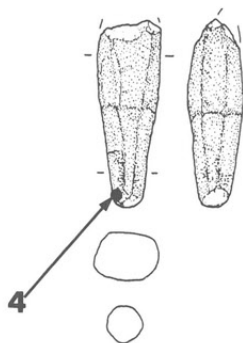
1類
II J 3



3. 錐部の摩滅痕 ×10

石錐


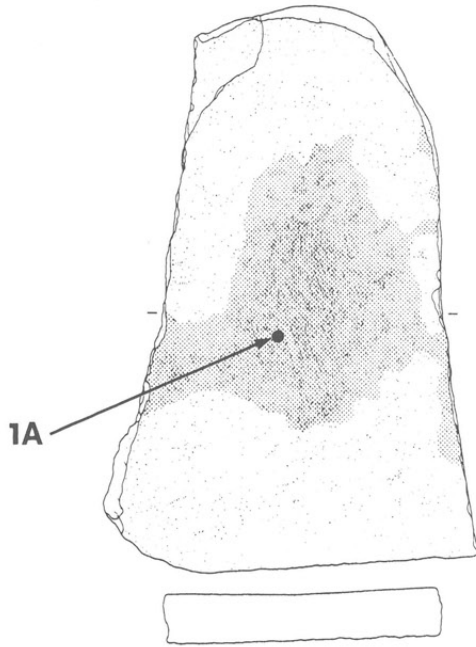
大形石錐
SB1136
PL74-13
PL251-21




4. 錐部の摩滅痕 ×10

第308図
台石

2種A₂類
SB246
PL3-8



1A




1B

- 1A.使用面の摩耗痕「鏡面状」・線状痕
- 1B.使用面の摩耗痕
- 1C.使用面の摩耗痕と「赤色粉状」付着物
- 1D・E.「赤色粉状」付着物の分析サンプル



1C

第309図




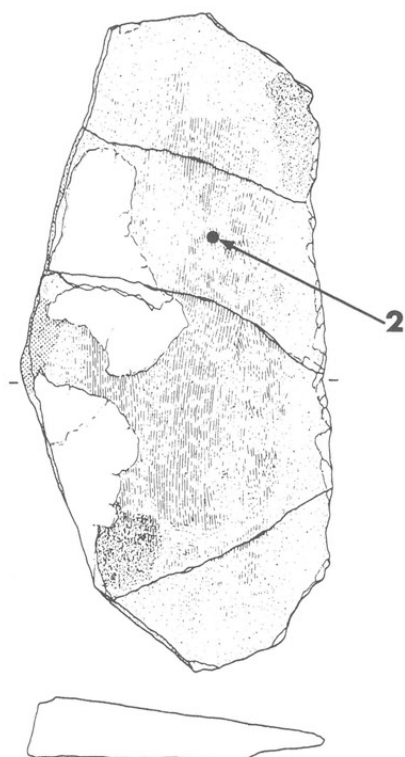
試料番号	Na ₂ O	MgO	Al ₂ O ₃	SiO ₂	K ₂ O	CaO	TiO ₂	MnO	Fe ₂ O ₃	NiO	Total	分析倍率
1D	1.16	2.13	10.28	39.85	0.86	10.17	1.77	1.46	32.32	0.00	100.00	×200倍
1E	1.09	2.40	8.77	39.44	1.41	13.00	2.77	1.52	29.39	0.23	100.02	×1000倍

X線回折分析による成分元素量

台石

2種A₂類
SB1124
PL71-8

2.使用面の摩耗痕

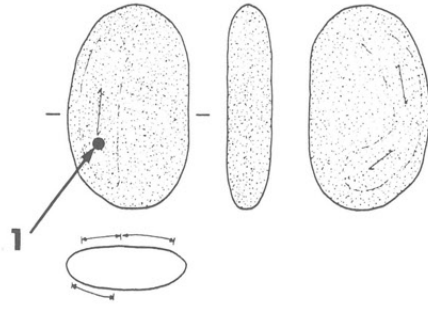


2

第310図

砥石

I 1a 類
SB1284
PL101-8
PL252-8



1.砥面の粒度




1 × 10

砥石

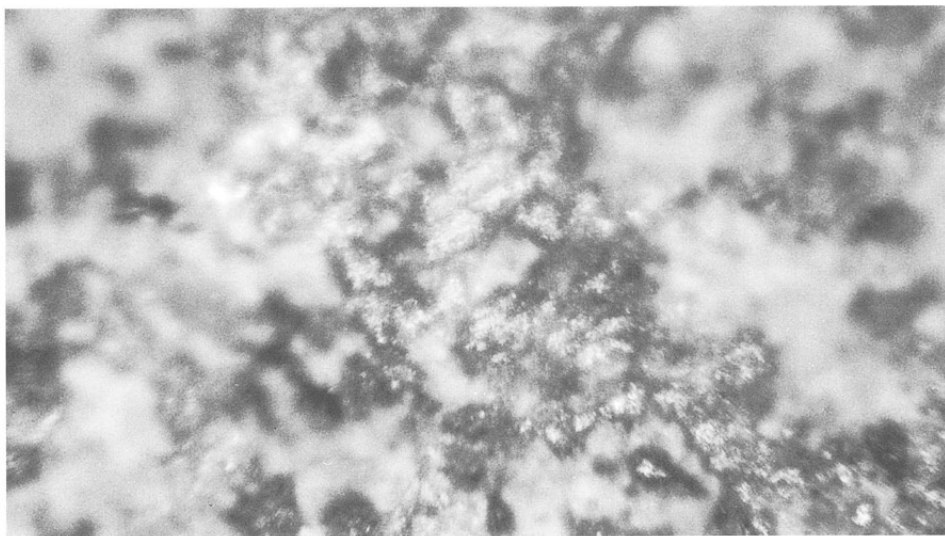
I 1a 類
IIM18
PL252-5

2A.砥面の摩耗・光沢痕
2B.砥面の摩耗・光沢痕



2A

× 100



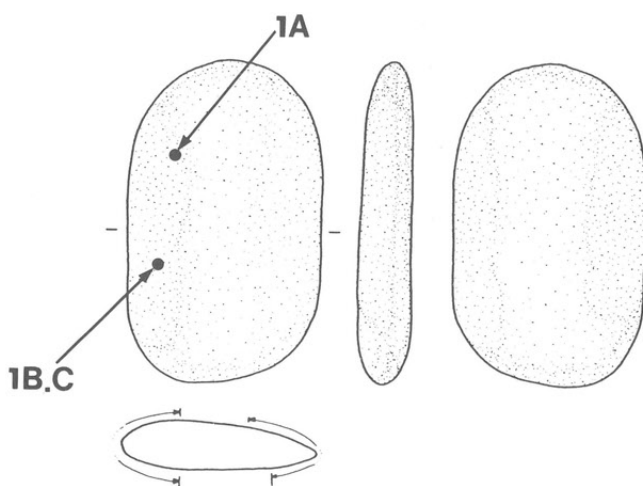
2B

× 100

第311図

砥石


I 1b 類
SB246
PL2-16
PL253-19



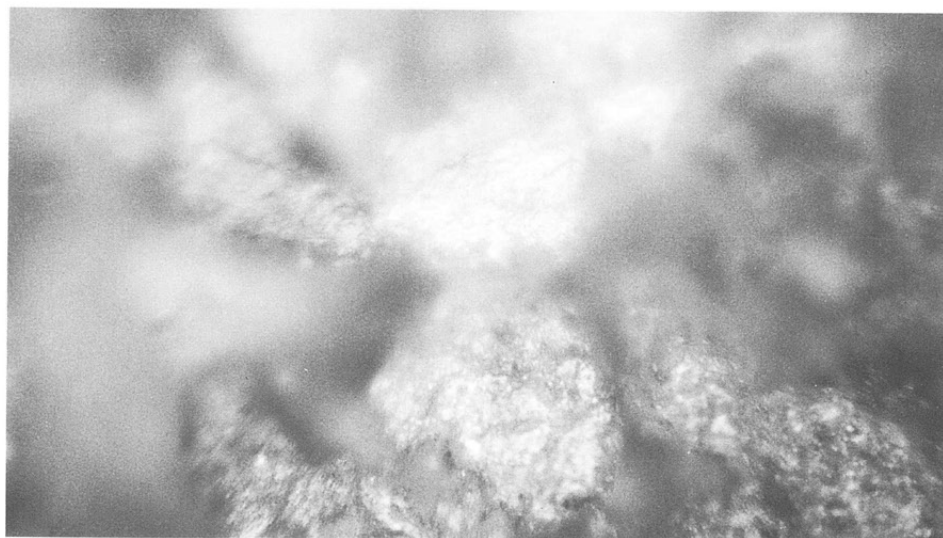
1A.砥面の粒度
1B.砥面の摩耗・光沢痕
1C.砥面の摩耗・光沢痕(1Bの拡大)



1A × 30



1B × 100



1C × 200