

Element	8
Na20	—
Mg0	—
A1203	—
Si	0.668
P205	—
S	—
K20	—
Ca0	—
Ti02	—
Mn0	—
Fe	66.227
Zr02	—
V203	—
O	32.889
P	0.216
Total	100.000

Photo.19　鉄製品（銹化鉄）（SMT-17）鉄基地の特性X線像と定量分析値



SMT-17

Element	7
Na20	0.017
Mg0	—
A1203	0.030
Si02	0.336
P205	0.101
S	0.176
K20	—
Ca0	—
Ti02	0.057
Mn0	0.026
Fe0	89.773
Zr02	0.051
V203	—
Total	90.567

Photo.20　鉄製品（銹化鉄）（SMT-17）鉄中非金属介在物の特性X線像と定量分析値

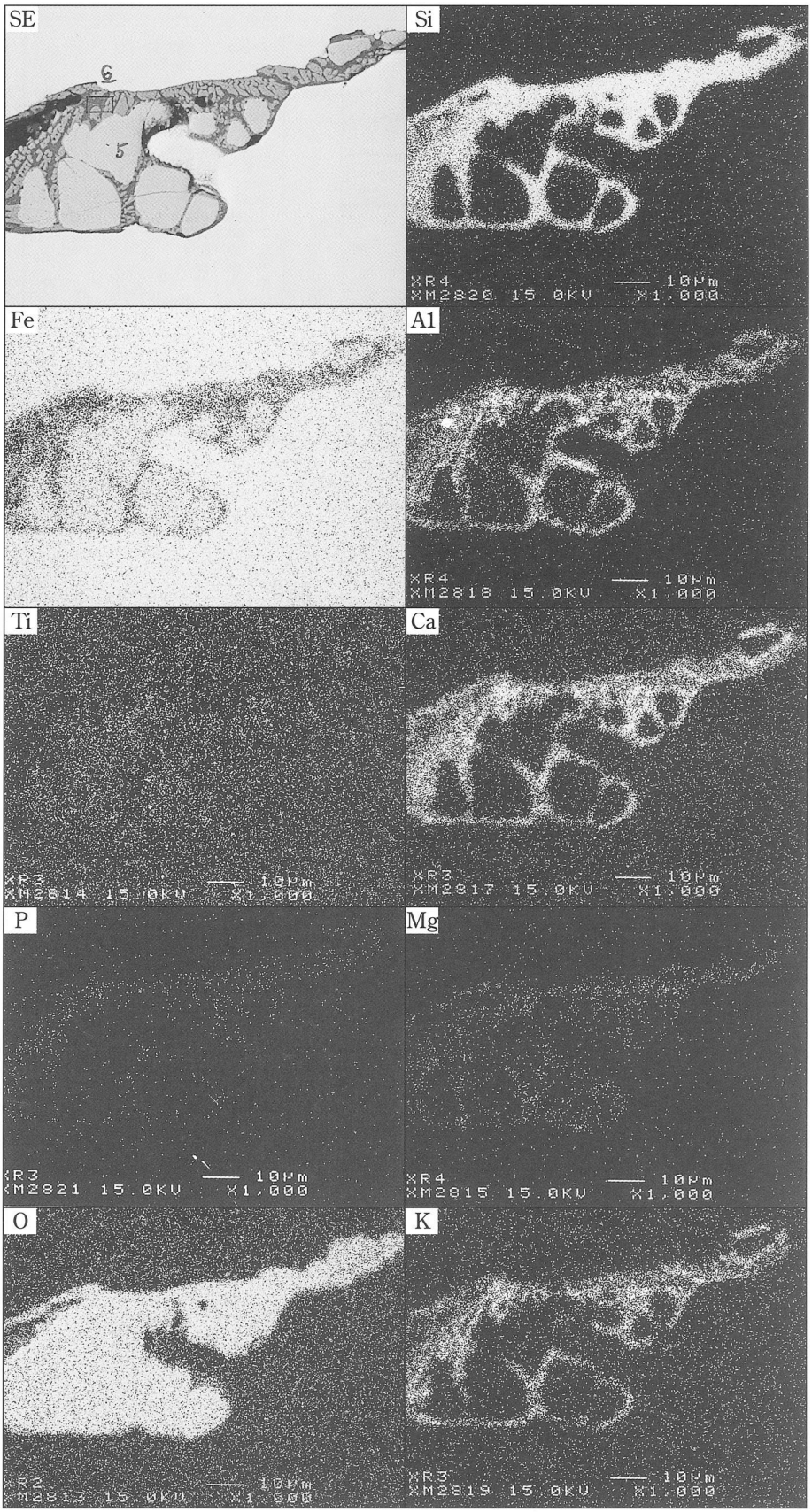

SMT-18

Element	5	6
Na20	0.027	0.372
Mg0	0.182	0.511
A1203	0.451	5.491
Si02	0.057	34.847
P205	0.006	1.350
S	—	0.037
K20	—	2.702
Ca0	—	4.156
Ti02	0.921	0.190
Mn0	0.189	0.193
Fe0	99.161	51.623
Zr02	0.020	—
V203	0.125	—
Total	101.139	101.472

Photo.21　鉄斧（SMT-18）鉄中非金属介在物の特性X線像と定量分析値

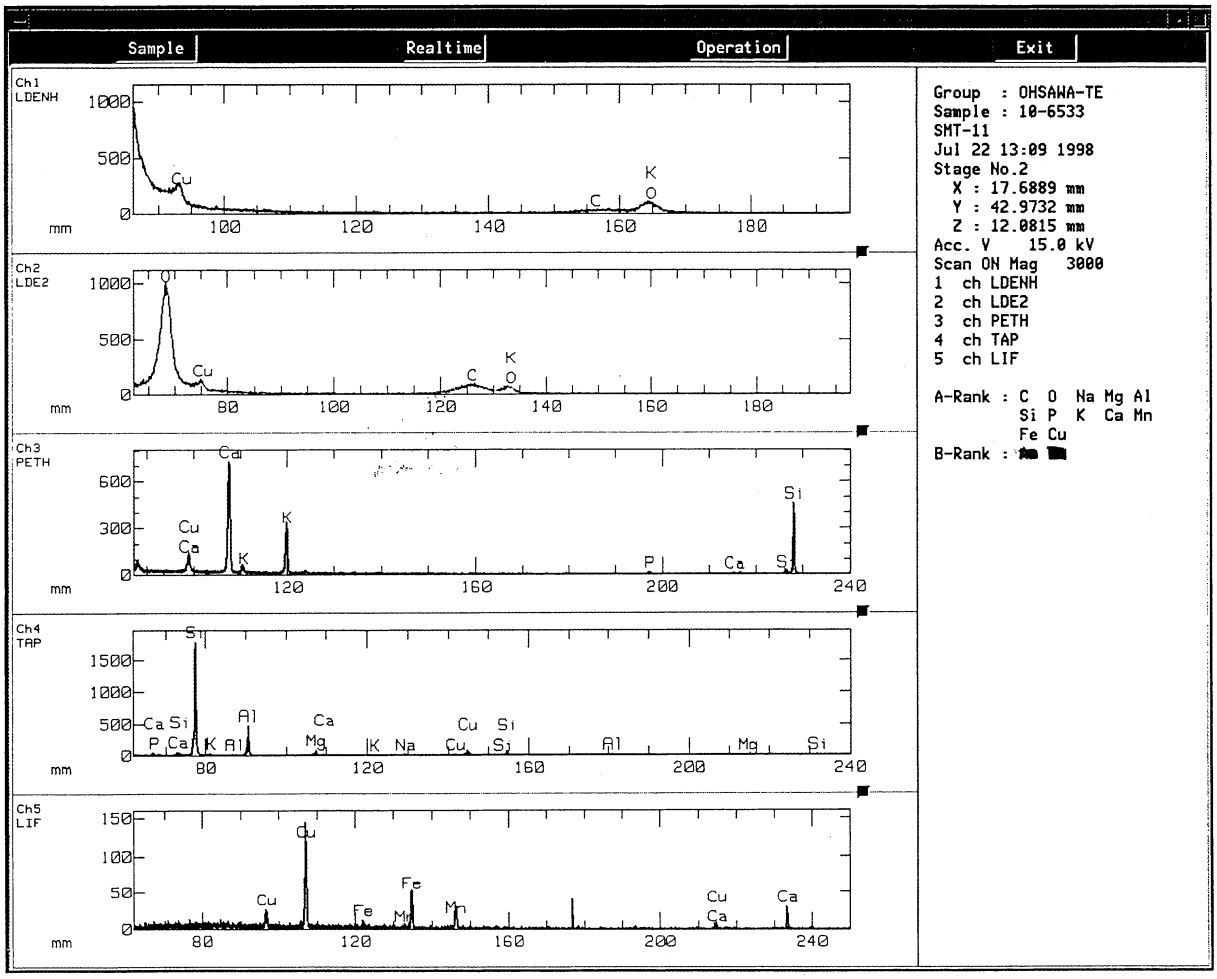

Fig.27 坩堝(SMT-11)溶融物中の析出物のコンピュータープログラムによる高速定性分析結果(Photo.17に対応)

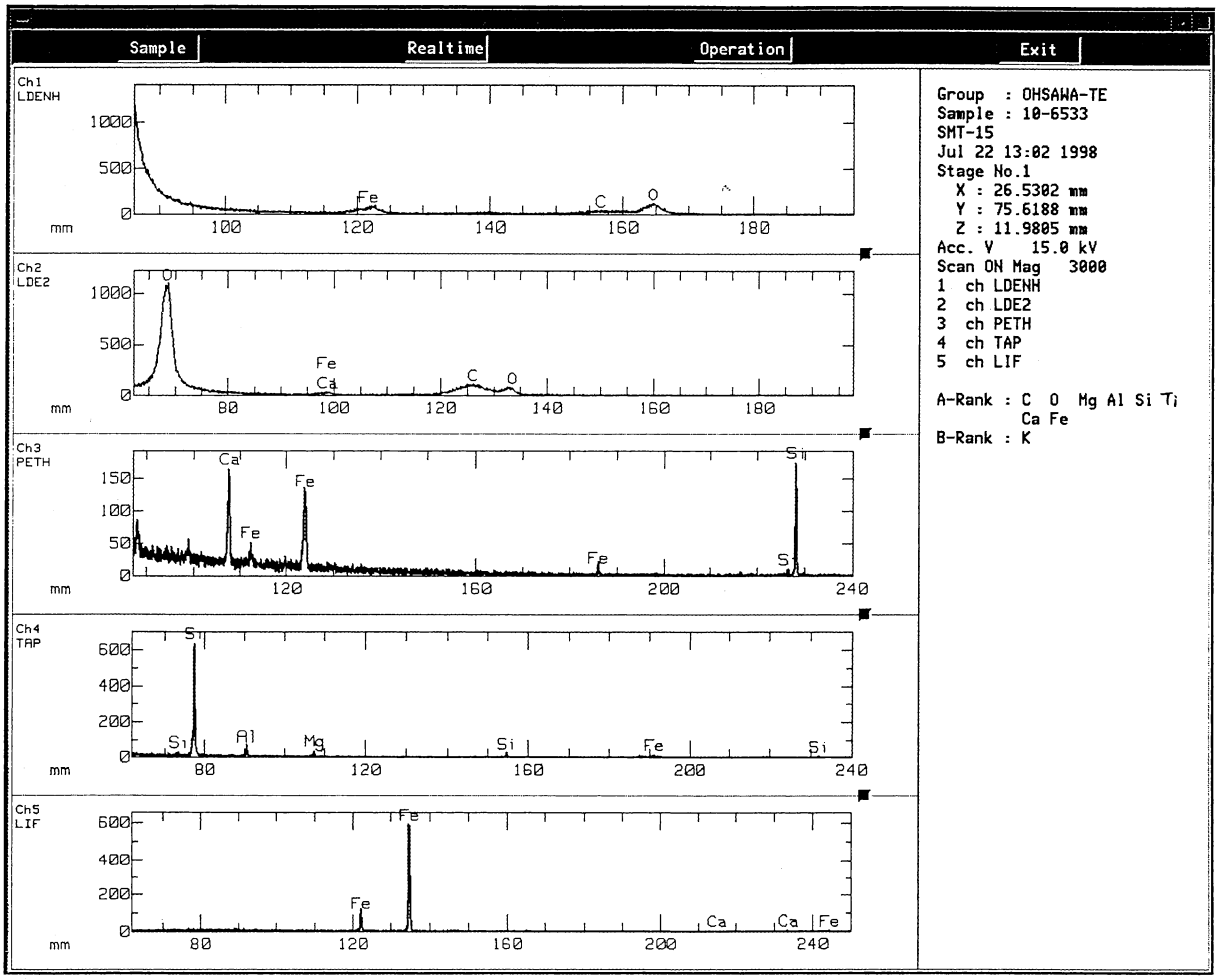

Fig.28 椀形鍛冶滓(SMT-15)鉱物相のコンピュータープログラムによる高速定性分析結果(Photo.18に対応)

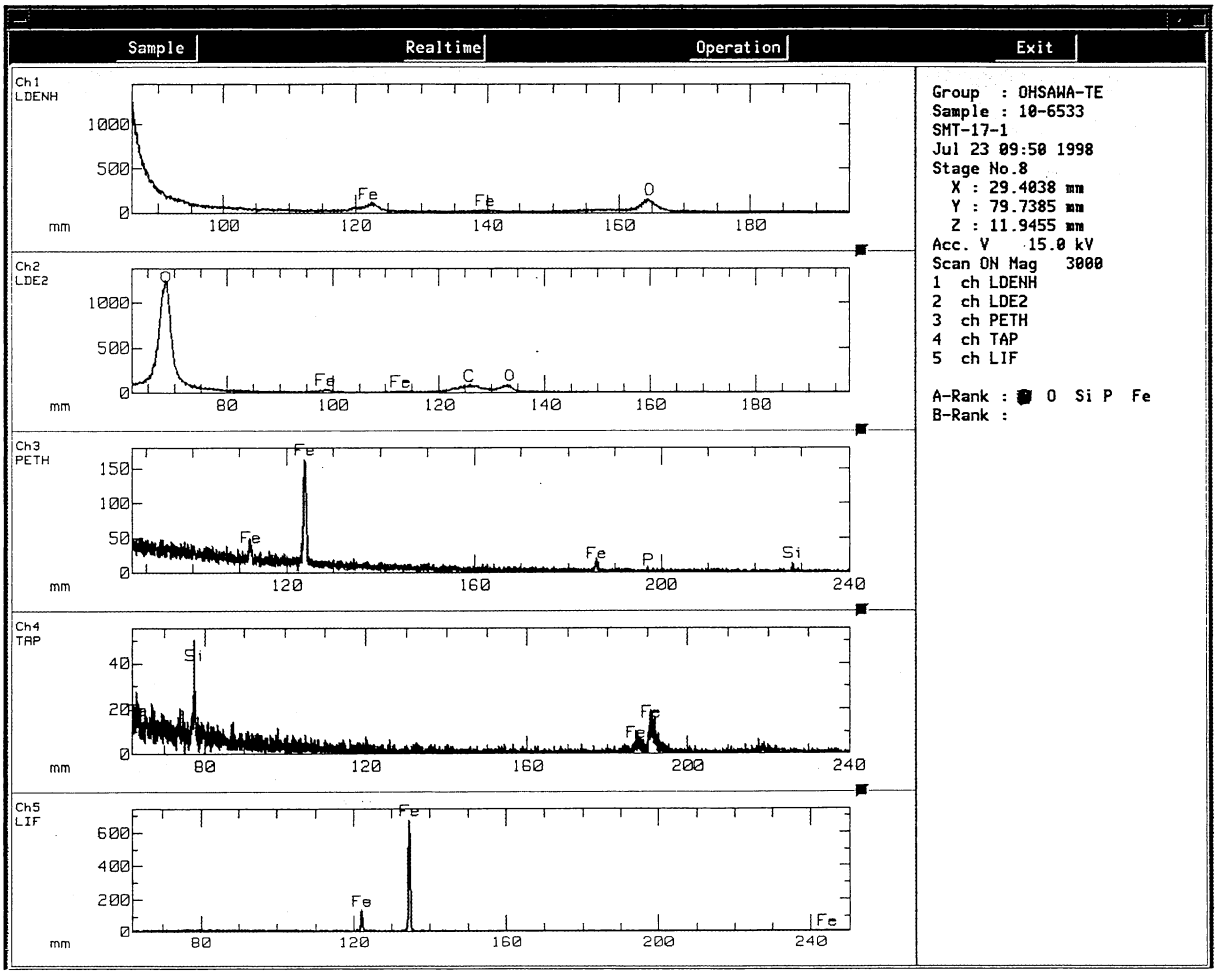

Fig.29 鉄製品（錆化鉄）（SMT-17）鉄基地のコンピュータープログラムによる高速定性分析結果（Photo.19に対応）

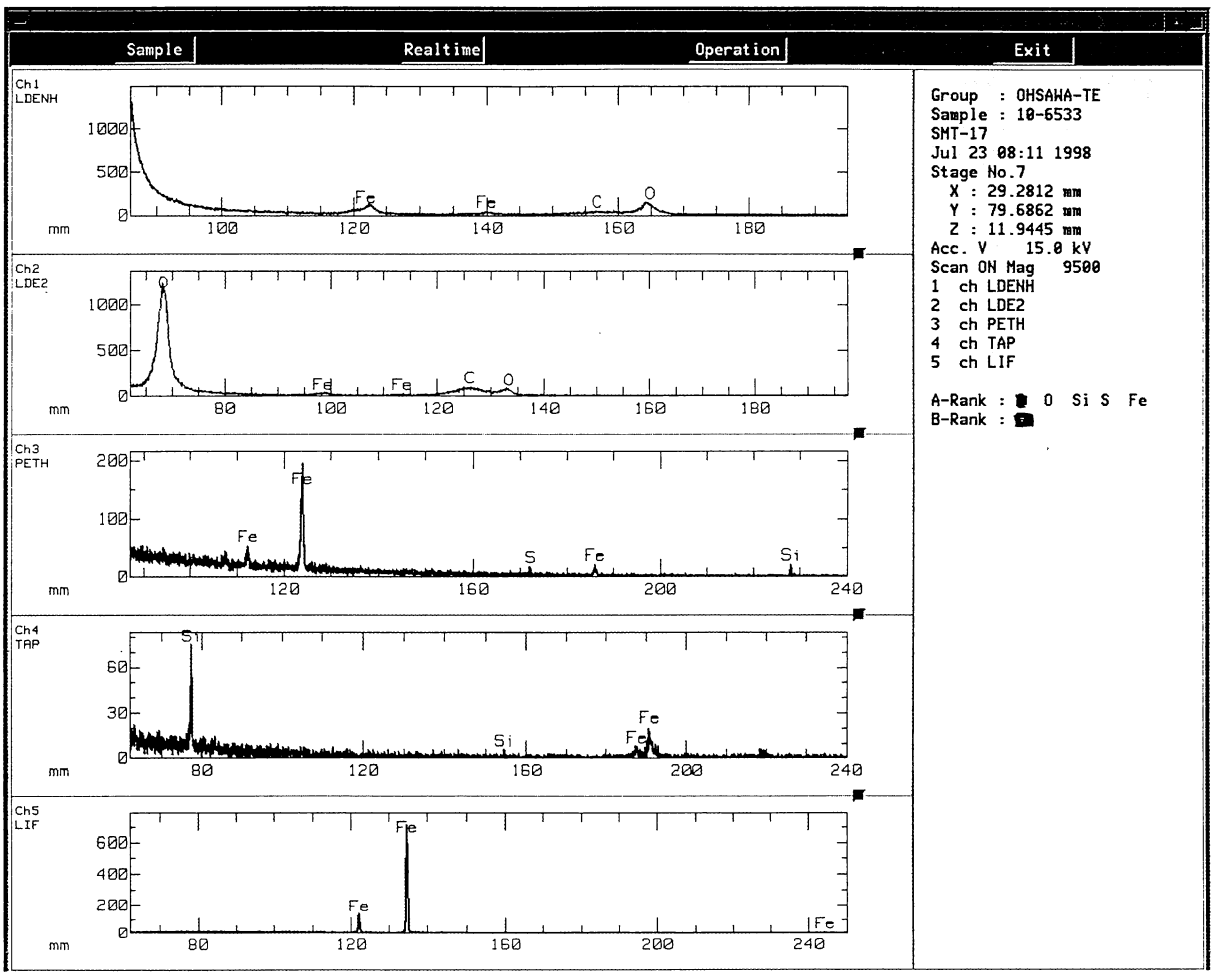

Fig.30 鉄製品（錆化鉄）（SMT-17）鉄中非金属介在物のコンピューター
プログラムによる高速定性分析結果（Photo.20に対応）

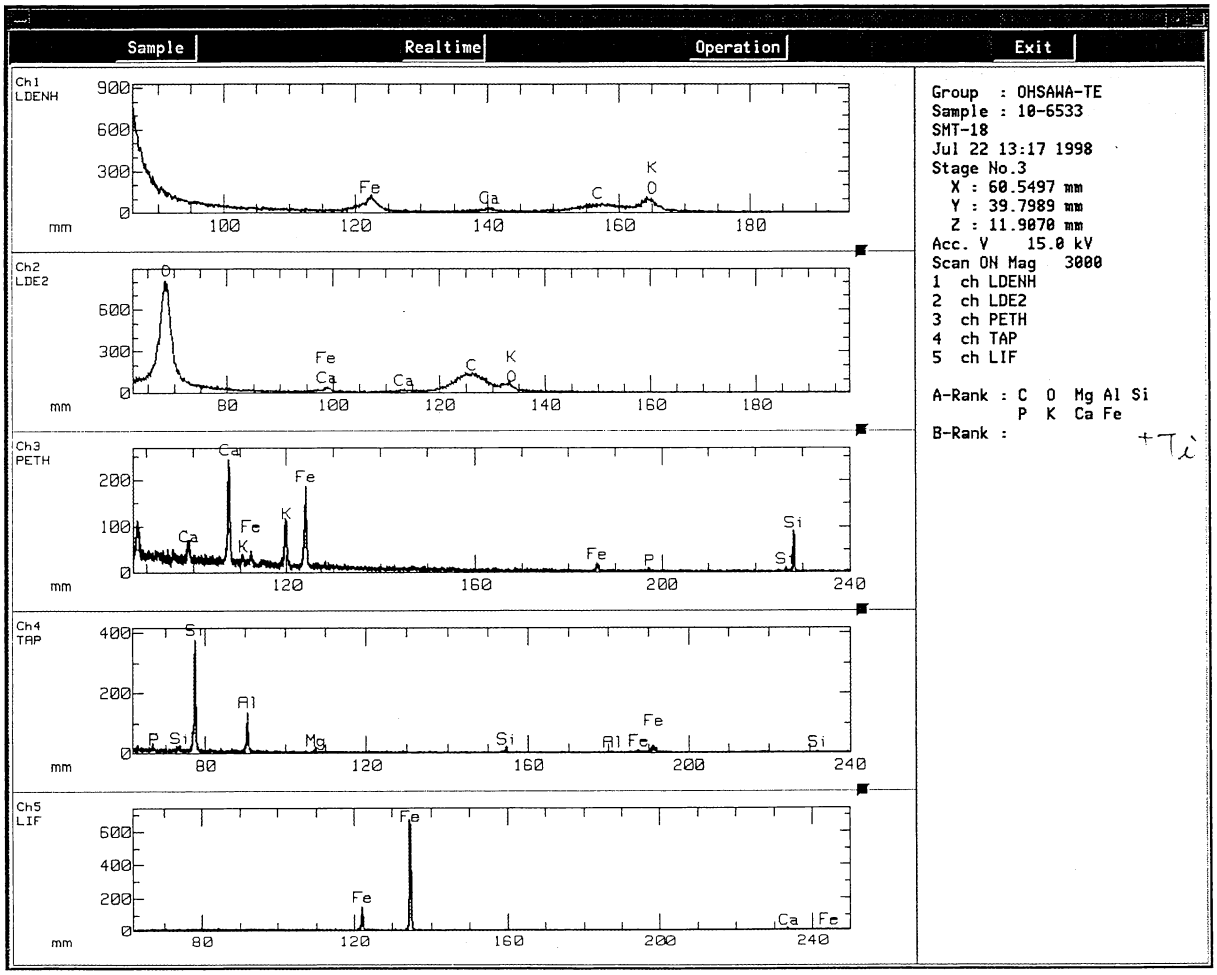

Fig.31 鉄斧（SMT-17）鉄中非金属介在物のコンピュータープログラムによる高速定性分析結果（Photo.21に対応）

写　真　図　版

G区SD17　検出状況



G区SR

PL 2

G区ユニット7　遺物出土状況（下層）

G区ユニット7付近　完掘状況



G区　遺物出土状況

同上

PL 4

G区SR　完掘状況

G区SR　完掘状況（北側）



K区SR5　検出状況（南）

K区SR5　検出状況

PL6

K区SR5　完掘状況

K区SR3　完掘状況



K区SR3　完掘状況

同上

PL 8



K区SK-901　遺物出土状況

K区　遺物出土状況



K区SR5　遺物出土状況



同上

PL10

K区　完掘状況（北）

N区　遺物出土状況

N区SR3　完掘状況



同上

PL 12


L-5

K-8

N-11

K-12

K-16

K-17

K・L・N区出土　弥生土器

K-20


K-22


K-23


K-26

K-29

K-41

K区出土　弥生土器

PL 14


K-56

K-55

G-88

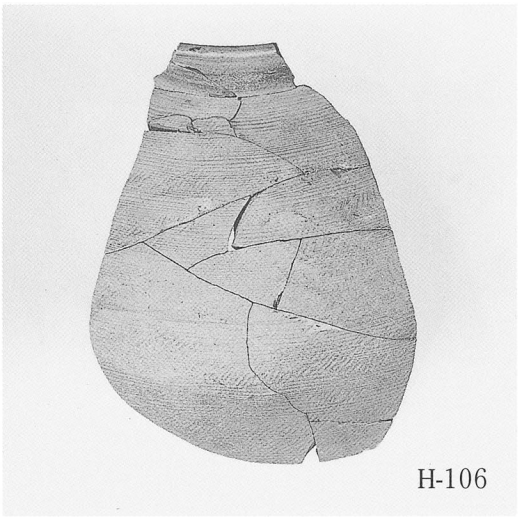
H-106

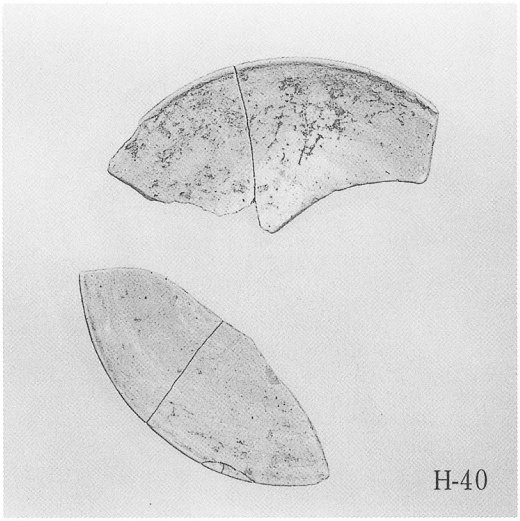
H-40

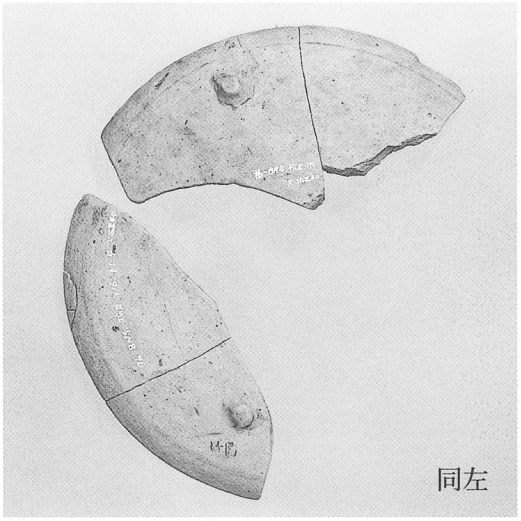
同左

K区出土　弥生土器・G区・H区拡Ⅰ・Ⅱ包含層出土須恵器


G-9


H-6


H-8

H-12

G-38


G-44

G-17

G-16


G-35

G-29

G区・H区拡Ⅰ・Ⅱ包含層出土　土師器　皿・坏

PL 16









G区・H区拡Ⅰ・Ⅱ包含層出土　土師器坏


K-68

K-67


H-28


H-27


H-36


H-39


H-44


H-42


H-40

H-59

K区出土　土師器坏・H区拡Ⅰ・Ⅱ包含層出土　土師器蓋　須恵器皿・坏

PL 18

H-56


G-72

H-49


H-63


H-74

H-68


H-71


H-70


H-85


H-84

G区・H区拡Ⅰ・Ⅱ包含層出土　須恵器　坏・蓋